

Logan



Population **45,325**

• **Race:** White 95% • African American 2%
Multiracial 2% • Other 1%

• **Ethnicity:** Hispanic 1%

Child Population **10,876**

Placement Rate

• Number of children in custody per 1,000 **9.5**

Per Capita Income **\$38,815**

Poverty Rate

• All ages **14%**
• Children **21%**


Ohio Works First Child Only

• Children receiving child only benefit **346**
• Caregivers receive \$289/month for the first child and an increase for each additional sibling

Grandparents Raising Grandchildren **629**

FAMILIES AND CHILDREN SERVED

2016 2018



Children placed out of home by the PCSA **66** **103**

JUVENILE COURT

2016 2018

Court timeliness
Cases pending beyond Supreme Court timeframes **19%** **14%**

Court custody
Children in custody of IV-E Juvenile Court **1** **0**

PERMANENCY

2016 2018

Children who gained permanency through

Reunification	8	28
Guardianship	0	0
Custody to relative	15	11
Adoption	9	7

Children waiting to be adopted **7** **9**

Children supported by Kinship Permanency Incentive Program **14** **36**

EMANCIPATED YOUTH

2016 2018

Youth aged out of care **2** **1**

Median # of days in custody before emancipation **1,007** **685**

Students received Chaffee ETV post-secondary education grants **0** **0**

Emancipated youth enrolled in Medicaid **6** **4**

2018 RESPONSE

599 Reports screened in related to child abuse or neglect, dependency, or families in need of services

294 Child abuse/neglect reports screened in for traditional response

179 Child abuse/neglect reports screened in for alternative response

11 Dependency reports screened in

114 Family in need of services reports screened in

Safety assessment Family assessment

114 Cases transferred to ongoing

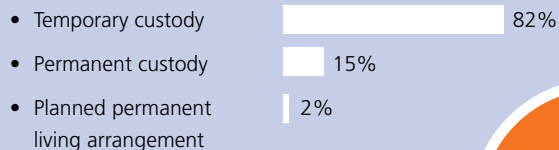


TYPES OF REPORTS

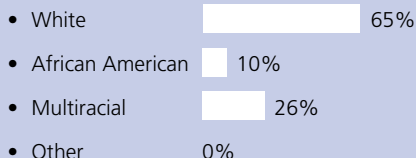
Physical abuse	158	26%
Neglect	112	19%
Sexual Abuse	62	10%
Emotional Maltreatment	4	1%
Multiple Allegations of Abuse/Neglect	118	20%
Family in Need of Services/Dependency/Other	145	24%
Total	599	100%

CHILDREN IN PCSA CUSTODY ON 7/1/2018

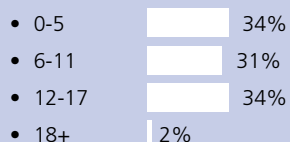
What type of custody?



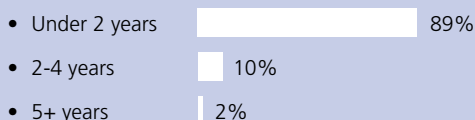
What Race?



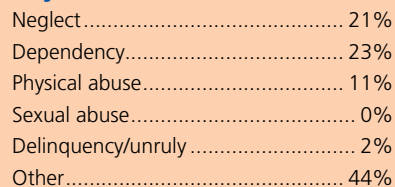
How old?



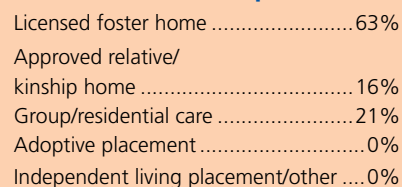
How long in custody?



Why removed from home?



Where are children placed?

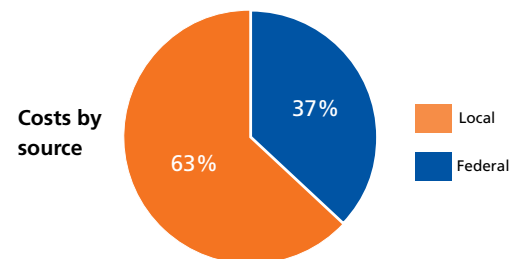


CONTACT INFORMATION

Logan County Children Services
<http://www.co.logan.oh.us/174/Childrens-Services>
 937-599-7290

PLACEMENT COSTS

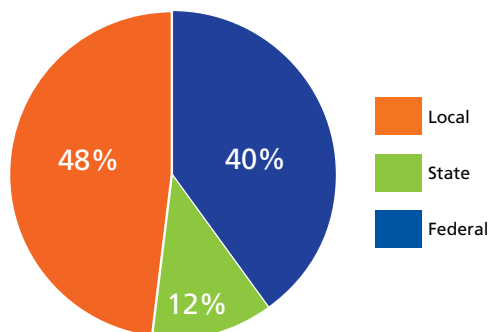
Total \$1,215,213



Costs by placement type

Licensed foster home	\$805,782
Group/residential care	\$409,327
Independent living placement/other	\$104

2018 PUBLIC CHILDREN SERVICES SPENDING



Total	\$3,584,123
Federal	\$1,434,435
State	\$443,304
Local	\$1,706,384

Of Ohio's 88 counties, Logan County did maintain a children services levy in 2018.

ADOPTION ASSISTANCE AND SUBSIDIES

Total \$343,583

