

Lawrence



Population **60,249**

• **Race:** White 95% • African American 2%
Multiracial 2% • Other 1%

• **Ethnicity:** Hispanic 1%

Child Population **12,707**

Placement Rate **8.3**

• Number of children in custody per 1,000

Per Capita Income **\$34,996**

Poverty Rate **18%**

• All ages **18%**
• Children **26%**

Ohio Works First Child Only **780**

• Children receiving child only benefit
• Caregivers receive \$289/month for the first child and an increase for each additional sibling

Grandparents Raising Grandchildren **1,058**

FAMILIES AND CHILDREN SERVED

2016 2018



Children placed out of home by the PCSA **79 106**

JUVENILE COURT

2016 2018

Court timeliness
Cases pending beyond Supreme Court timeframes **14% 39%**

Court custody
Children in custody of IV-E Juvenile Court **1 0**

PERMANENCY

2016 2018

Children who gained permanency through

Reunification	11	13
Guardianship	0	0
Custody to relative	2	15
Adoption	3	12

Children waiting to be adopted **6 23**

Children supported by Kinship Permanency Incentive Program **36 35**

EMANCIPATED YOUTH

2016 2018

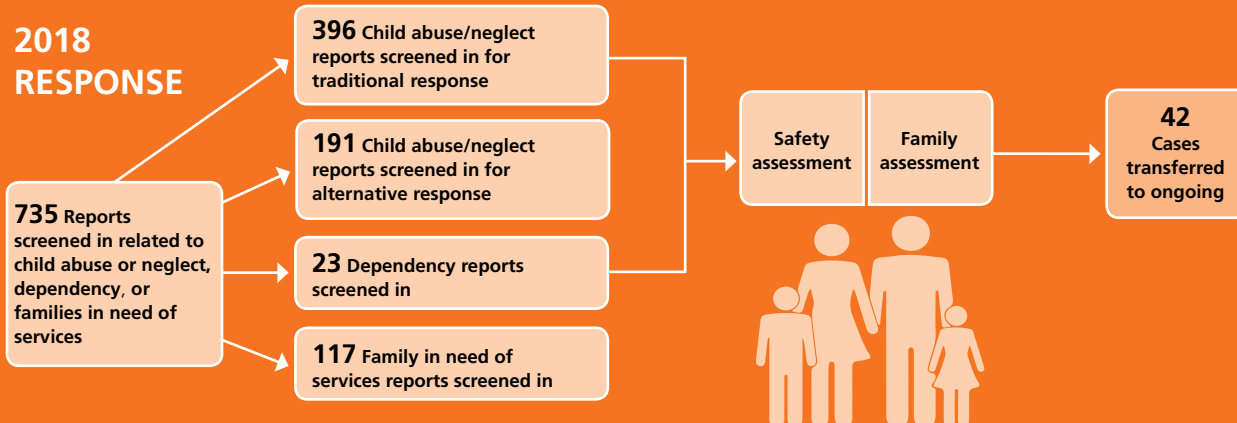
Youth aged out of care **2 5**

Median # of days in custody before emancipation **1,381 240**

Students received Chaffee ETV post-secondary education grants **1 0**

Emancipated youth enrolled in Medicaid **16 17**

2018 RESPONSE



TYPES OF REPORTS

Physical abuse	180	24%
Neglect	255	35%
Sexual Abuse	73	10%
Emotional Maltreatment	7	1%
Multiple Allegations of Abuse/Neglect	80	11%
Family in Need of Services/Dependency/Other	140	19%
Total	735	100%

CHILDREN IN PCSA CUSTODY ON 7/1/2018

What type of custody?

- Temporary custody 54%
- Permanent custody 41%
- Planned permanent living arrangement 5%

What Race?

- White 92%
- African American 2%
- Multiracial 5%
- Other 0%

61

Children in Custody

How old?

- 0-5 31%
- 6-11 28%
- 12-17 39%
- 18+ 2%

How long in custody?

- Under 2 years 80%
- 2-4 years 16%
- 5+ years 3%

Why removed from home?



- Neglect..... 26%
- Dependency..... 46%
- Physical abuse..... 3%
- Sexual abuse..... 0%
- Delinquency/unruly..... 3%
- Other..... 21%

Where are children placed?



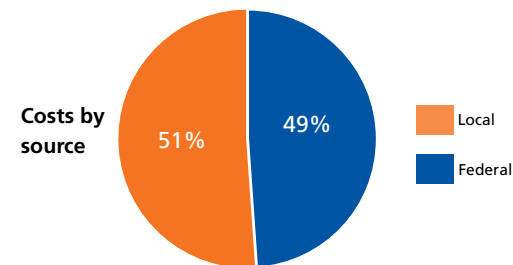
- Licensed foster home48%
- Approved relative/kinship home38%
- Group/residential care 11%
- Adoptive placement3%
- Independent living placement/other0%

CONTACT INFORMATION

Lawrence County Job and Family Services
<http://www.lawrencecountydjfs.com/>
 740-532-3324

PLACEMENT COSTS

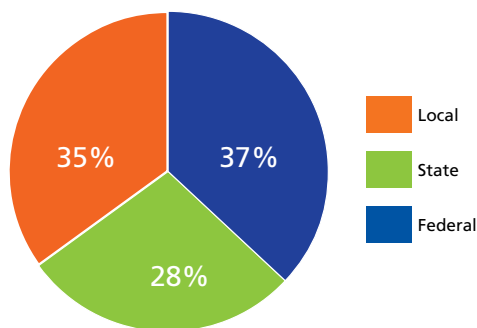
Total \$1,321,052



Costs by placement type

Licensed foster home	\$692,356
Group/residential care	\$628,696
Independent living placement/other	\$0

2018 PUBLIC CHILDREN SERVICES SPENDING



Total	\$2,460,538
Federal	\$918,416
State	\$681,213
Local	\$860,909

Of Ohio's 88 counties, Lawrence County did not maintain a children services levy in 2018.

ADOPTION ASSISTANCE AND SUBSIDIES

Total \$195,759

