

Lake



Population **230,117**

• **Race:** White 92% • African American 4%
Multiracial 2% • Other 2%

• **Ethnicity:** Hispanic 4%

Child Population **46,537**

Placement Rate

• Number of children in custody per 1,000 **3.2**

Per Capita Income **\$46,192**

Poverty Rate

• All ages **9%**
• Children **11%**

Ohio Works First Child Only **630**

• Children receiving child only benefit
• Caregivers receive \$289/month for the first child and an increase for each additional sibling

Grandparents Raising Grandchildren **848**

FAMILIES AND CHILDREN SERVED

2016 2018



Children placed out of home by the PCSA **144** **148**

JUVENILE COURT

2016 2018

Court timeliness
Cases pending beyond Supreme Court timeframes **3%** **0%**

PERMANENCY

2016 2018

Children who gained permanency through

Reunification	27	32
Guardianship	0	2
Custody to relative	3	16
Adoption	16	20

Children waiting to be adopted **7** **8**

Children supported by Kinship Permanency Incentive Program **73** **62**

EMANCIPATED YOUTH

2016 2018

Youth aged out of care **15** **16**

Median # of days in custody before emancipation **413** **577**

Students received Chaffee ETV post-secondary education grants **2** **1**

Emancipated youth enrolled in Medicaid **46** **51**

2018 RESPONSE

1,240 Reports screened in related to child abuse or neglect, dependency, or families in need of services

342 Child abuse/neglect reports screened in for traditional response

631 Child abuse/neglect reports screened in for alternative response

136 Dependency reports screened in

126 Family in need of services reports screened in

Safety assessment Family assessment

121 Cases transferred to ongoing

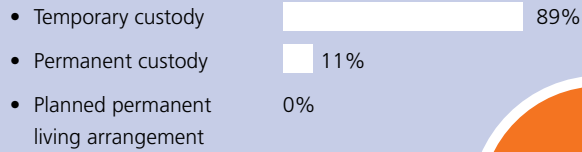


TYPES OF REPORTS

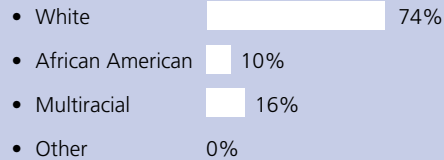
Physical abuse	382	31%
Neglect	279	23%
Sexual Abuse	66	5%
Emotional Maltreatment	95	8%
Multiple Allegations of Abuse/Neglect	122	10%
Family in Need of Services/Dependency/Other	296	24%
Total	1,240	100%

CHILDREN IN PCSA CUSTODY ON 7/1/2018

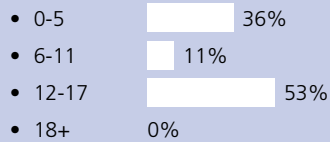
What type of custody?



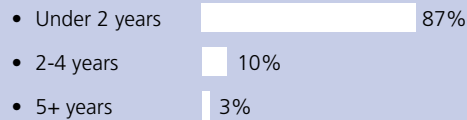
What Race?



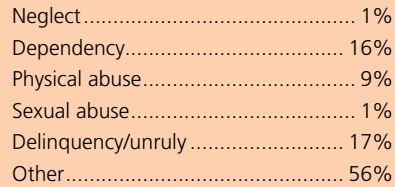
How old?



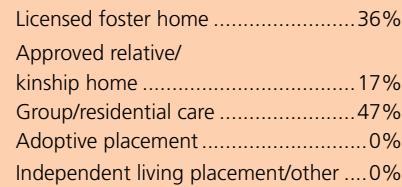
How long in custody?



Why removed from home?



Where are children placed?

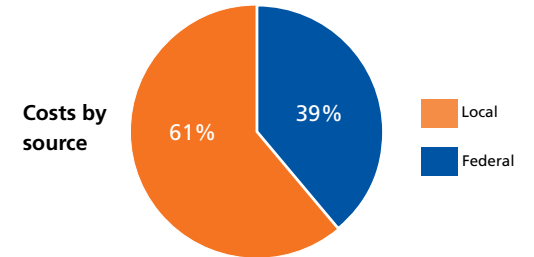


CONTACT INFORMATION

Lake County Job and Family Services
<http://www.lakecountyohio.gov/lcojfs/Home.aspx>
440-350-4000

PLACEMENT COSTS

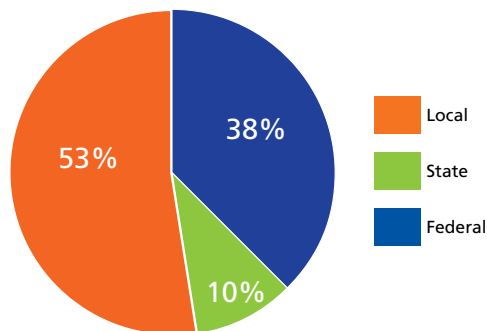
Total \$4,941,624



Costs by placement type

Licensed foster home	\$776,514
Group/residential care	\$4,164,210
Independent living placement/other	\$899

2018 PUBLIC CHILDREN SERVICES SPENDING



Total	\$11,373,088
Federal	\$4,306,630
State	\$1,080,690
Local	\$5,985,769

Of Ohio's 88 counties, Lake County did maintain a children services levy in 2018.

ADOPTION ASSISTANCE AND SUBSIDIES

Total \$767,403

