

# Knox



**Population** **61,261**

- **Race:** White 97% • African American 1%  
Multiracial 2% • Other 1%

- **Ethnicity:** Hispanic 1%

**Child Population** **14,507**

**Placement Rate**

- Number of children in custody per 1,000 **11.9**

**Per Capita Income** **\$39,641**

**Poverty Rate**

- All ages **16%**
- Children **22%**

**Ohio Works First Child Only**

- Children receiving child only benefit **306**
- Caregivers receive \$289/month for the first child and an increase for each additional sibling

**Grandparents Raising Grandchildren** **262**

## FAMILIES AND CHILDREN SERVED

2016 2018



**Children placed out of home by the PCSA** **64 173**

## JUVENILE COURT

2016 2018

**Court timeliness**  
Cases pending beyond Supreme Court timeframes **15% 6%**

## PERMANENCY

2016 2018

Children who gained permanency through

Reunification	11	26
Guardianship	2	4
Custody to relative	4	36
Adoption	0	0

Children waiting to be adopted **0 3**

Children supported by Kinship Permanency Incentive Program **36 47**

## EMANCIPATED YOUTH

2016 2018

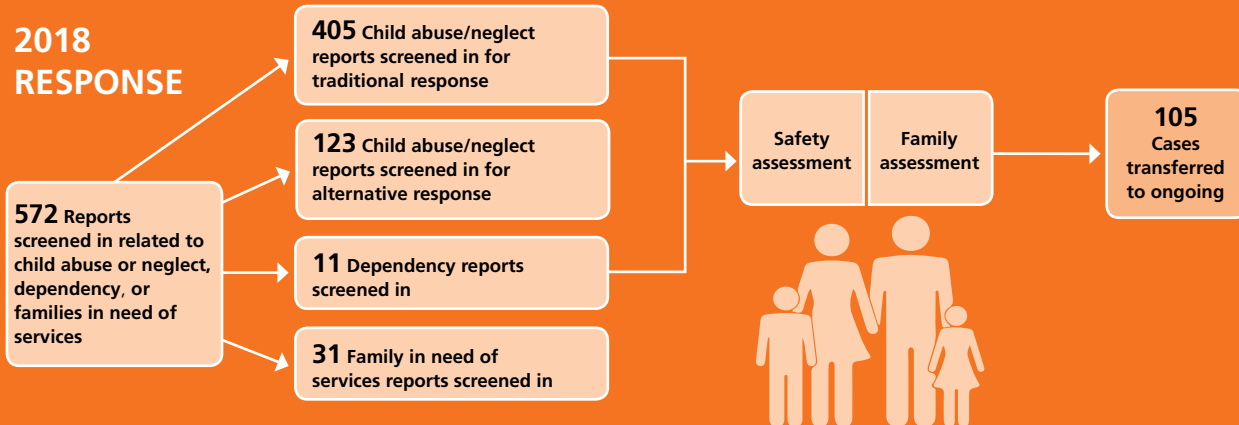
Youth aged out of care **0 6**

Median # of days in custody before emancipation **N/A 890**

Students received Chaffee ETV post-secondary education grants **0 2**

Emancipated youth enrolled in Medicaid **10 9**

## 2018 RESPONSE

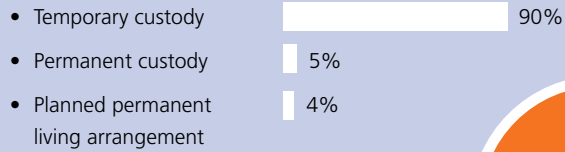


## TYPES OF REPORTS

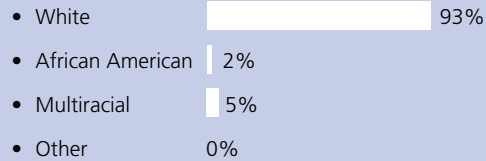
Physical abuse	133	23%
Neglect	138	24%
Sexual Abuse	43	8%
Emotional Maltreatment	11	2%
Multiple Allegations of Abuse/Neglect	184	32%
Family in Need of Services/Dependency/Other	63	11%
<b>Total</b>	<b>572</b>	<b>100%</b>

## CHILDREN IN PCSA CUSTODY ON 7/1/2018

### What type of custody?



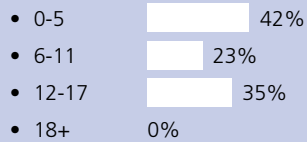
### What Race?



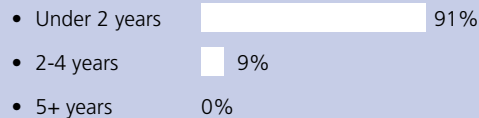
110

Children in Custody

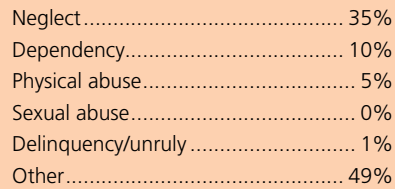
### How old?



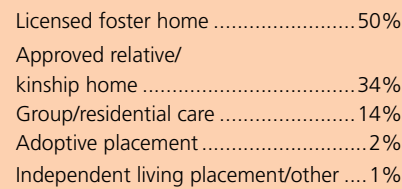
### How long in custody?



### Why removed from home?



### Where are children placed?

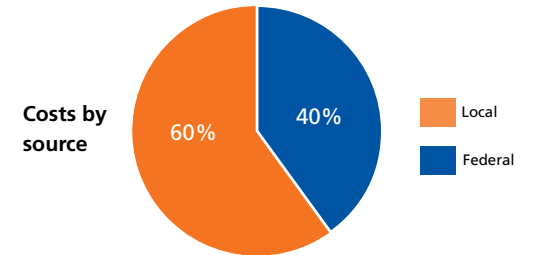


## CONTACT INFORMATION

**Knox County Job and Family Services**  
<http://www.co.knox.oh.us/jfs/>  
**740-397-7177**

## PLACEMENT COSTS

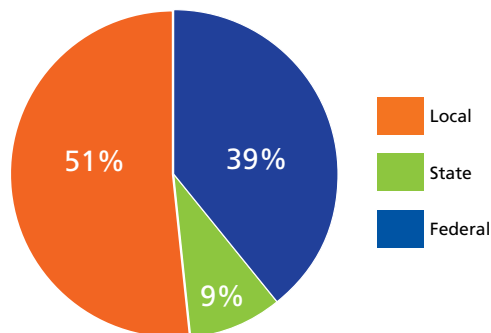
Total \$2,912,676



### Costs by placement type

Licensed foster home	\$1,778,072
Group/residential care	\$1,134,605
Independent living placement/other	\$0

## 2018 PUBLIC CHILDREN SERVICES SPENDING



<b>Total</b>	<b>\$5,274,893</b>
<b>Federal</b>	<b>\$2,077,623</b>
<b>State</b>	<b>\$490,331</b>
<b>Local</b>	<b>\$2,706,938</b>

Of Ohio's 88 counties, Knox County did maintain a children services levy in 2018.

## ADOPTION ASSISTANCE AND SUBSIDIES

Total \$26,175

