

Henry



Population

27,185

- **Race:** White 95% • African American 1%
Multiracial 2% • Other 3%
- **Ethnicity:** Hispanic 7%

Child Population

5,933

Placement Rate

- Number of children in custody per 1,000 **5.2**

Per Capita Income

\$40,880

Poverty Rate

- All ages **10%**
- Children **15%**

Ohio Works First Child Only


- Children receiving child only benefit **82**
- Caregivers receive \$289/month for the first child and an increase for each additional sibling

Grandparents Raising Grandchildren

236

FAMILIES AND CHILDREN SERVED

2016 2018



Children placed out of home by the PCSA

44 31

JUVENILE COURT

2016 2018

Court timeliness

Cases pending beyond Supreme Court timeframes 37% 16%

PERMANENCY

2016 2018

Children who gained permanency through

Reunification	8	2
Guardianship	2	1
Custody to relative	4	6
Adoption	3	3

Children waiting to be adopted 1 3

Children supported by Kinship Permanency Incentive Program 10 12

EMANCIPATED YOUTH

2016 2018

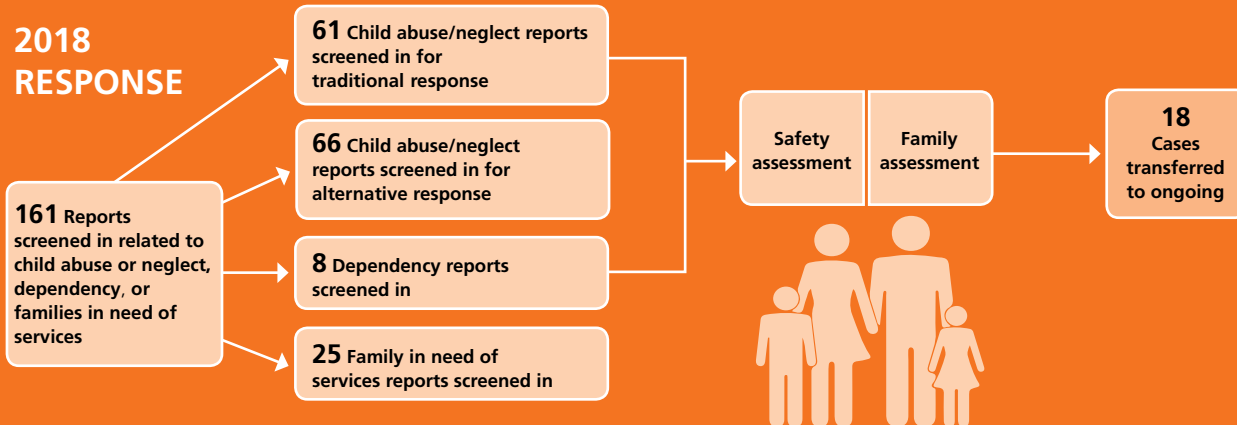
Youth aged out of care 3 2

Median # of days in custody before emancipation 725 357

Students received Chaffee ETV post-secondary education grants 0 0

Emancipated youth enrolled in Medicaid 7 5

2018 RESPONSE



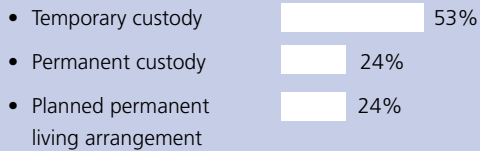
TYPES OF REPORTS

Physical abuse	40	25%
Neglect	40	25%
Sexual Abuse	28	17%
Emotional Maltreatment	0	0%
Multiple Allegations of Abuse/Neglect	17	11%
Family in Need of Services/Dependency/Other	36	22%
Total	161	100%

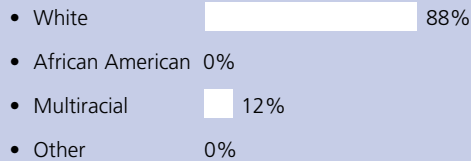
CHILDREN IN PCSA CUSTODY ON 7/1/2018



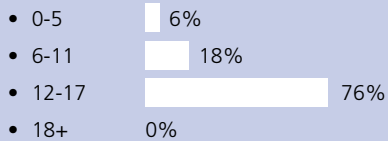
What type of custody?




What Race?



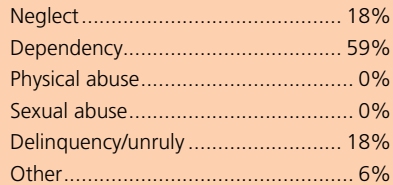
How old?



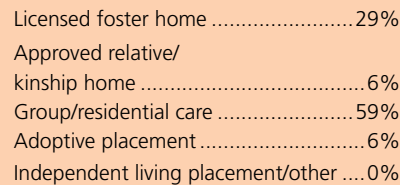
How long in custody?



Why removed from home?



Where are children placed?

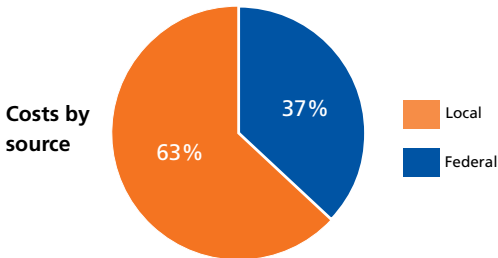


CONTACT INFORMATION

Henry County Department of Job and Family Services
<http://www.henrycountyohio.com/familyservices.htm>
 419-592-0946

PLACEMENT COSTS

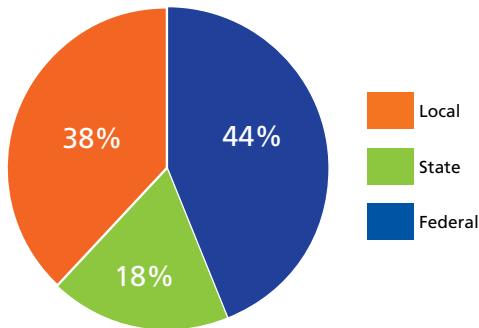
Total \$1,139,451



Costs by placement type

Licensed foster home	\$154,530
Group/residential care	\$981,989
Independent living placement/other	\$2,933

2018 PUBLIC CHILDREN SERVICES SPENDING



Total	\$1,930,389
Federal	\$853,285
State	\$341,317
Local	\$735,787

Of Ohio's 88 counties, Henry County did not maintain a children services levy in 2018.

ADOPTION ASSISTANCE AND SUBSIDIES

Total \$78,671

