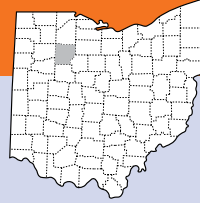


Hancock



Population

75,754

- **Race:** White 93% • African American 1%
Multiracial 3% • Other 3%
- **Ethnicity:** Hispanic 5%

Child Population

16,901

Placement Rate

- Number of children in custody per 1,000 **5.6**

Per Capita Income

\$60,143

Poverty Rate

- All ages **14%**
- Children **20%**

Ohio Works First Child Only


- Children receiving child only benefit **349**
- Caregivers receive \$289/month for the first child and an increase for each additional sibling

Grandparents Raising Grandchildren

426

FAMILIES AND CHILDREN SERVED

2016 2018



Children placed out of home by the PCSA

67 95

JUVENILE COURT

2016 2018

Court timeliness

Cases pending beyond Supreme Court timeframes **1% 1%**

Court custody

Children in custody of IV-E Juvenile Court **N/A 5**

PERMANENCY

2016 2018

Children who gained permanency through

Reunification	8	10
Guardianship	0	1
Custody to relative	9	8
Adoption	6	8

Children waiting to be adopted **7 10**

Children supported by Kinship Permanency Incentive Program **24 49**

EMANCIPATED YOUTH

2016 2018

Youth aged out of care **3 3**

Median # of days in custody before emancipation **396 661**

Students received Chaffee ETV post-secondary education grants **0 0**

Emancipated youth enrolled in Medicaid **13 8**

2018 RESPONSE

371 Reports screened in related to child abuse or neglect, dependency, or families in need of services

192 Child abuse/neglect reports screened in for traditional response

124 Child abuse/neglect reports screened in for alternative response

13 Dependency reports screened in

42 Family in need of services reports screened in

Safety assessment Family assessment

64 Cases transferred to ongoing

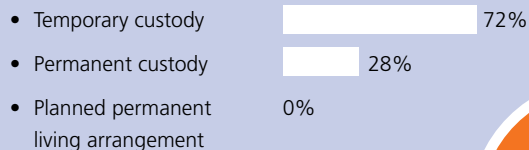


TYPES OF REPORTS

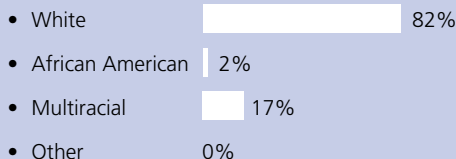
Physical abuse	57	15%
Neglect	143	39%
Sexual Abuse	46	12%
Emotional Maltreatment	2	1%
Multiple Allegations of Abuse/Neglect	63	17%
Family in Need of Services/Dependency/Other	60	16%
Total	371	100%

CHILDREN IN PCSA CUSTODY ON 7/1/2018

What type of custody?



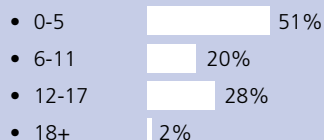
What Race?



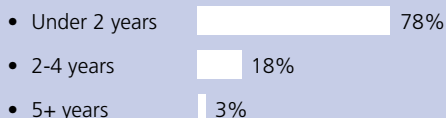
65

Children in Custody

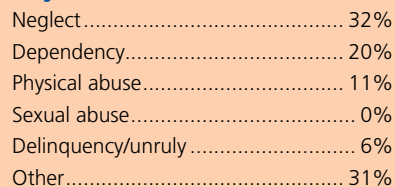
How old?



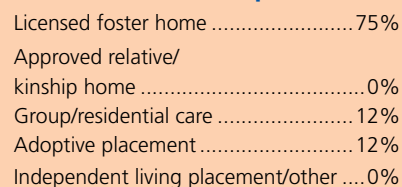
How long in custody?



Why removed from home?



Where are children placed?

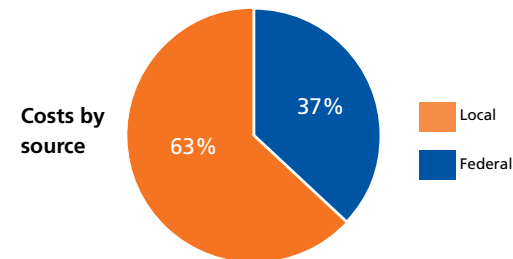


CONTACT INFORMATION

Hancock County Job and Family Services
<http://www.hancockjfs.org>
 419-422-0182

PLACEMENT COSTS

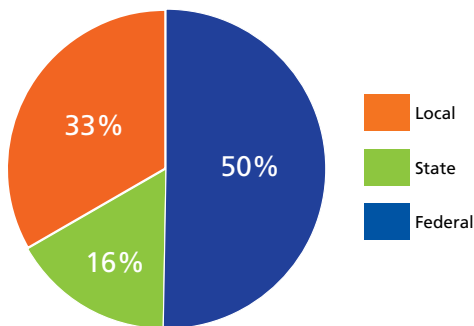
Total \$1,746,758



Costs by placement type

Licensed foster home	\$992,717
Group/residential care	\$753,644
Independent living placement/other	\$397

2018 PUBLIC CHILDREN SERVICES SPENDING



Total	\$3,856,573
Federal	\$1,944,775
State	\$635,671
Local	\$1,276,128

Of Ohio's 88 counties, Hancock County did not maintain a children services levy in 2018.

ADOPTION ASSISTANCE AND SUBSIDIES

Total \$652,386

