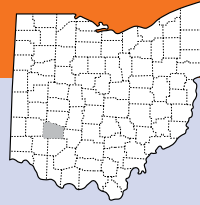




Greene



Population

166,752

- **Race:** White 86% • African American 7%
Multiracial 3% • Other 4%
- **Ethnicity:** Hispanic 3%

Child Population

34,672

Placement Rate

- Number of children in custody per 1,000 **6.0**

Per Capita Income

\$46,106

Poverty Rate

- All ages **13%**
- Children **18%**

Ohio Works First Child Only

- Children receiving child only benefit **743**
- Caregivers receive \$289/month for the first child and an increase for each additional sibling

Grandparents Raising Grandchildren

1,579

FAMILIES AND CHILDREN SERVED

2016 2018



Children placed out of home by the PCSA

240 207

JUVENILE COURT

2016 2018

Court timeliness

Cases pending beyond Supreme Court timeframes **37%** **27%**

Court custody

Children in custody of IV-E Juvenile Court **7** **19**

PERMANENCY

2016 2018

Children who gained permanency through

Reunification	63	24
Guardianship	6	3
Custody to relative	36	15
Adoption	21	15

Children waiting to be adopted **20** **30**

Children supported by Kinship Permanency Incentive Program **65** **103**

EMANCIPATED YOUTH

2016 2018

Youth aged out of care **6** **11**

Median # of days in custody before emancipation **900** **457**

Students received Chaffee ETV post-secondary education grants **4** **1**

Emancipated youth enrolled in Medicaid **42** **46**

2018 RESPONSE

1,080 Reports screened in related to child abuse or neglect, dependency, or families in need of services

844 Child abuse/neglect reports screened in for traditional response

117 Child abuse/neglect reports screened in for alternative response

40 Dependency reports screened in

70 Family in need of services reports screened in

Safety assessment Family assessment

142 Cases transferred to ongoing

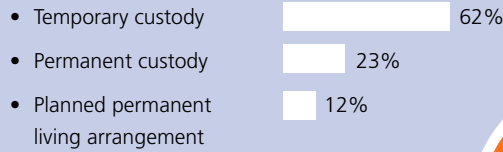


TYPES OF REPORTS

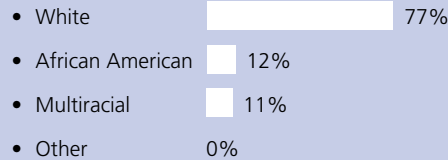
Physical abuse	347	32%
Neglect	263	24%
Sexual Abuse	116	11%
Emotional Maltreatment	5	0%
Multiple Allegations of Abuse/Neglect	220	20%
Family in Need of Services/Dependency/Other	129	12%
Total	1,080	100%

CHILDREN IN PCSA CUSTODY ON 7/1/2018

What type of custody?



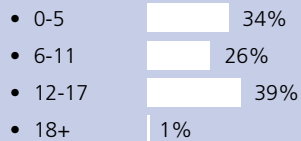
What Race?



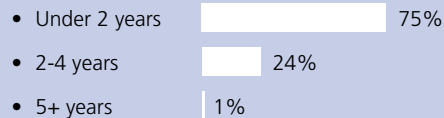
142

Children in Custody

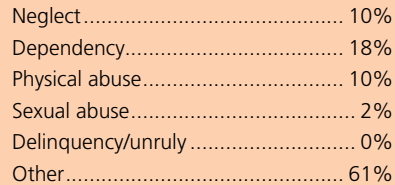
How old?



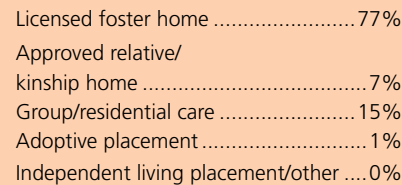
How long in custody?



Why removed from home?



Where are children placed?

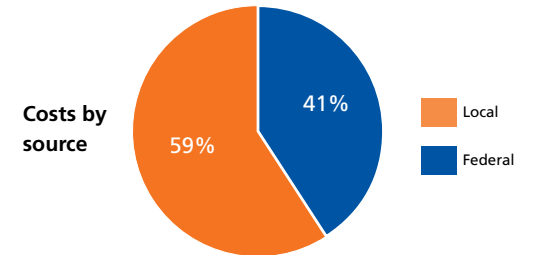


CONTACT INFORMATION

Greene County Department of Job and Family Services
<http://www.co.greene.oh.us/index.aspx?nid=279>
 (937) 562-6000

PLACEMENT COSTS

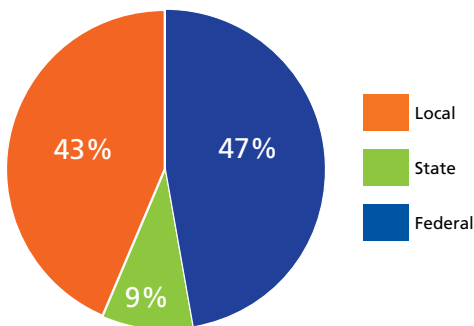
Total \$3,255,805



Costs by placement type

Licensed foster home	\$1,781,535
Group/residential care	\$1,473,445
Independent living placement/other	\$825

2018 PUBLIC CHILDREN SERVICES SPENDING



Total	\$11,784,798
Federal	\$5,580,851
State	\$1,113,321
Local	\$5,090,626

Of Ohio's 88 counties, Greene County did maintain a children services levy in 2018.

ADOPTION ASSISTANCE AND SUBSIDIES

Total \$985,590

