

Gallia



Population **29,973**

- **Race:** White 95% • African American 3%
Multiracial 1% • Other 1%

- **Ethnicity:** Hispanic 1%

Child Population **6,766**

Placement Rate **4.9**

- Number of children in custody per 1,000

Per Capita Income **\$35,640**

Poverty Rate **21%**

- All ages **21%**
- Children **30%**

Ohio Works First Child Only **386**

- Children receiving child only benefit
- Caregivers receive \$289/month for the first child and an increase for each additional sibling

Grandparents Raising Grandchildren **450**

FAMILIES AND CHILDREN SERVED

2016 2018



Children placed out of home by the PCSA **21 33**

JUVENILE COURT

2016 2018

Court timeliness
Cases pending beyond Supreme Court timeframes **18% 7%**

Court custody
Children in custody of IV-E Juvenile Court **3 2**

PERMANENCY

2016 2018

Children who gained permanency through

Reunification	1	5
Guardianship	1	0
Custody to relative	7	5
Adoption	3	5

Children waiting to be adopted **1 3**

Children supported by Kinship Permanency Incentive Program **22 22**

EMANCIPATED YOUTH

2016 2018

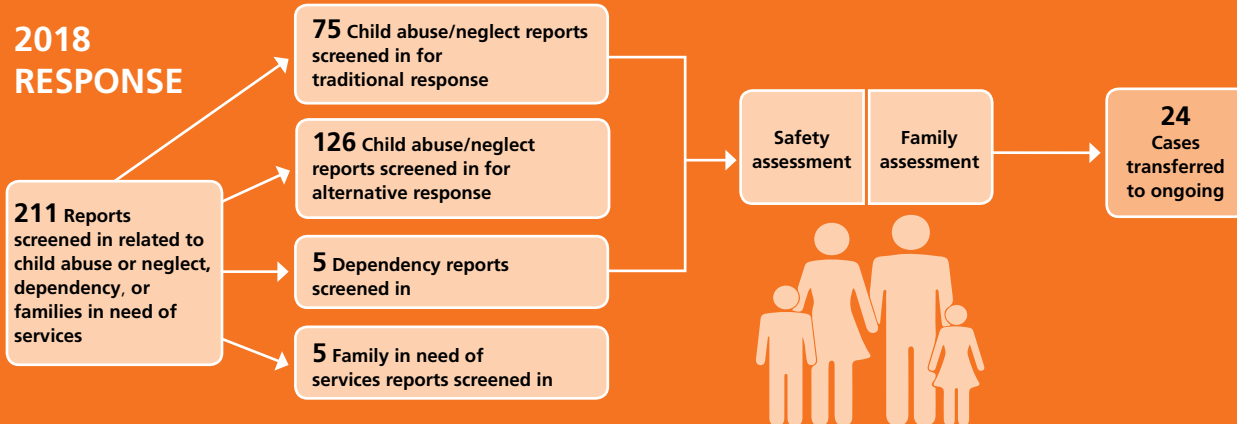
Youth aged out of care **1 0**

Median # of days in custody before emancipation **1,224 N/A**

Students received Chaffee ETV post-secondary education grants **0 0**

Emancipated youth enrolled in Medicaid **7 6**

2018 RESPONSE




TYPES OF REPORTS

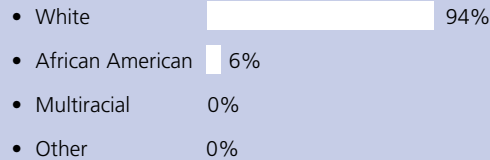
Physical abuse	44	21%
Neglect	55	26%
Sexual Abuse	54	26%
Emotional Maltreatment	2	1%
Multiple Allegations of Abuse/Neglect	44	21%
Family in Need of Services/Dependency/Other	12	6%
Total	211	100%

CHILDREN IN PCSA CUSTODY ON 7/1/2018

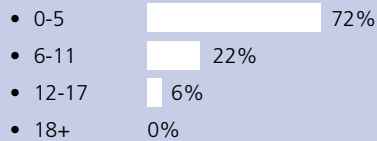
What type of custody?




What Race?



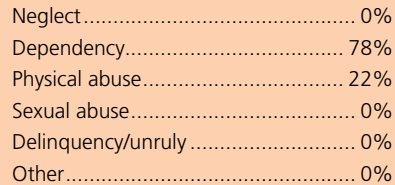
How old?



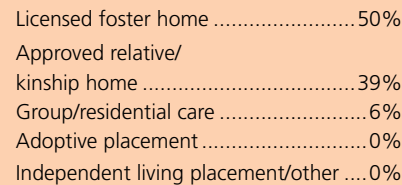
How long in custody?



Why removed from home?



Where are children placed?

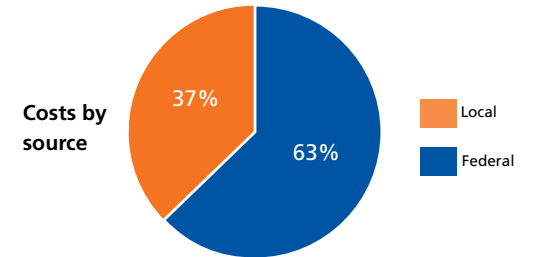


CONTACT INFORMATION

Gallia County Children Services
740-446-4963

PLACEMENT COSTS

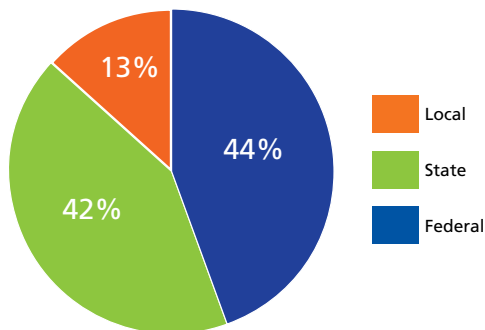
Total \$113,717



Costs by placement type

Licensed foster home	\$101,307
Group/residential care	\$12,410
Independent living placement/other	\$0

2018 PUBLIC CHILDREN SERVICES SPENDING



Total	\$849,854
Federal	\$376,302
State	\$360,849
Local	\$112,702

Of Ohio's 88 counties, Gallia County did not maintain a children services levy in 2018.

ADOPTION ASSISTANCE AND SUBSIDIES

Total \$104,905

