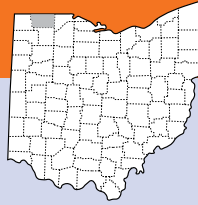


Fulton



Population

42,289

- **Race:** White 94% • African American 1%
Multiracial 1% • Other 4%
- **Ethnicity:** Hispanic 8%

Child Population

10,270

Placement Rate

- Number of children in custody per 1,000 **3.2**

Per Capita Income

\$41,358

Poverty Rate

- All ages **11%**
- Children **15%**

Ohio Works First Child Only


- Children receiving child only benefit **122**
- Caregivers receive \$289/month for the first child and an increase for each additional sibling

Grandparents Raising Grandchildren

428

FAMILIES AND CHILDREN SERVED

2016 2018



Children placed out of home by the PCSA

23 33

JUVENILE COURT

2016 2018

Court timeliness

Cases pending beyond Supreme Court timeframes 0% 8%

PERMANENCY

2016 2018

Children who gained permanency through

Reunification	9	12
Guardianship	0	0
Custody to relative	0	1
Adoption	1	0

Children waiting to be adopted 1 1

Children supported by Kinship Permanency Incentive Program 19 21

EMANCIPATED YOUTH

2016 2018

Youth aged out of care 0 2

Median # of days in custody before emancipation N/A 777

Students received Chaffee ETV post-secondary education grants 2 0

Emancipated youth enrolled in Medicaid 6 6

2018 RESPONSE

289 Reports screened in related to child abuse or neglect, dependency, or families in need of services

141 Child abuse/neglect reports screened in for traditional response

148 Child abuse/neglect reports screened in for alternative response

3 Dependency reports screened in

42 Family in need of services reports screened in

Safety assessment Family assessment

15 Cases transferred to ongoing




TYPES OF REPORTS

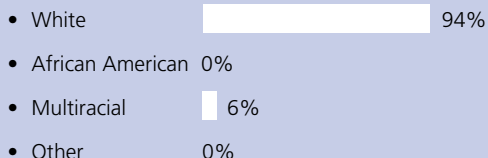
Physical abuse	34	12%
Neglect	63	22%
Sexual Abuse	45	16%
Emotional Maltreatment	5	2%
Multiple Allegations of Abuse/Neglect	101	35%
Family in Need of Services/Dependency/Other	41	14%
Total	289	100%

CHILDREN IN PCSA CUSTODY ON 7/1/2018

What type of custody?




What Race?



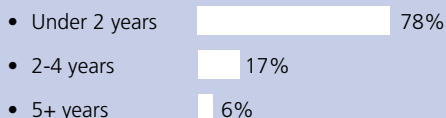
18

Children in Custody

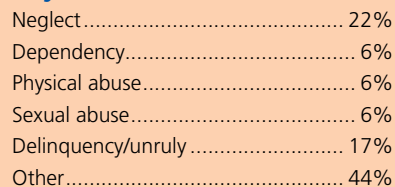
How old?



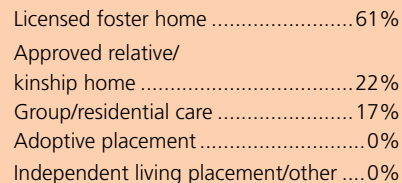
How long in custody?



Why removed from home?



Where are children placed?

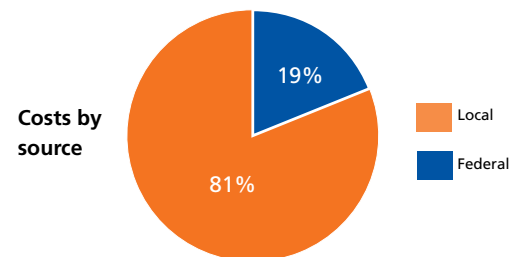


CONTACT INFORMATION

Fulton County Job and Family Services
<https://www.fultoncountyoh.com/1232/Child-Abuse-Neglect>
 419-337-0010

PLACEMENT COSTS

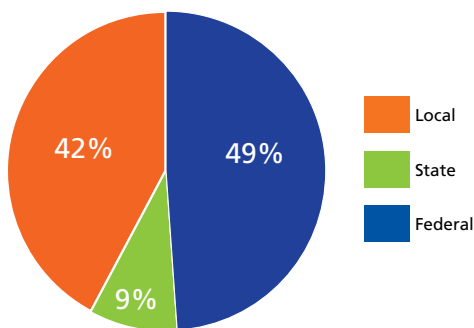
Total \$673,582



Costs by placement type

Licensed foster home	\$252,011
Group/residential care	\$418,696
Independent living placement/other	\$2,875

2018 PUBLIC CHILDREN SERVICES SPENDING



Total	\$1,384,735
Federal	\$679,962
State	\$123,528
Local	\$581,245

Of Ohio's 88 counties, Fulton County did not maintain a children services levy in 2018.

ADOPTION ASSISTANCE AND SUBSIDIES

Total \$141,199

