

Fayette



Population

28,752

- **Race:** White 94% • African American 2%
Multiracial 2% • Other 1%
- **Ethnicity:** Hispanic 2%

Child Population

6,897

Placement Rate

- Number of children in custody per 1,000 **15.9**

Per Capita Income

\$35,222

Poverty Rate

- All ages **19%**
- Children **29%**

Ohio Works First Child Only

- Children receiving child only benefit **345**
- Caregivers receive \$289/month for the first child and an increase for each additional sibling

Grandparents Raising Grandchildren

407

FAMILIES AND CHILDREN SERVED

2016 2018



Children placed out of home by the PCSA

68 110

JUVENILE COURT

2016 2018

Court timeliness

Cases pending beyond Supreme Court timeframes **1%** **3%**

PERMANENCY

2016 2018

Children who gained permanency through

Reunification	2	11
Guardianship	1	2
Custody to relative	8	17
Adoption	7	11

Children waiting to be adopted **9** **12**

Children supported by Kinship Permanency Incentive Program **38** **71**

EMANCIPATED YOUTH

2016 2018

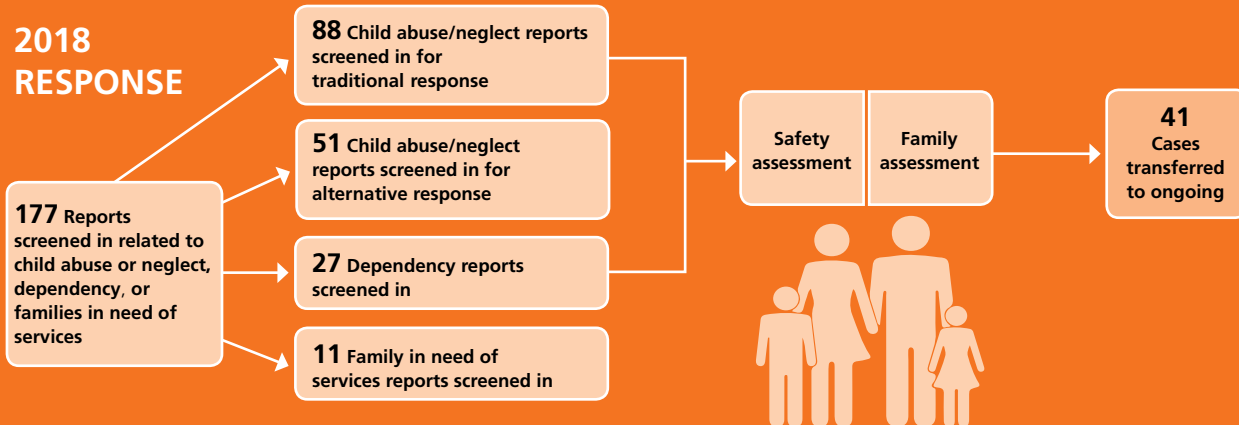
Youth aged out of care **0** **5**

Median # of days in custody before emancipation **N/A** **1,427**

Students received Chaffee ETV post-secondary education grants **0** **1**

Emancipated youth enrolled in Medicaid **6** **5**

2018 RESPONSE




TYPES OF REPORTS

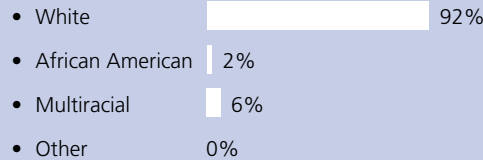
Physical abuse	49	28%
Neglect	53	30%
Sexual Abuse	25	14%
Emotional Maltreatment	0	0%
Multiple Allegations of Abuse/Neglect	8	5%
Family in Need of Services/Dependency/Other	42	24%
Total	177	100%

CHILDREN IN PCSA CUSTODY ON 7/1/2018

What type of custody?



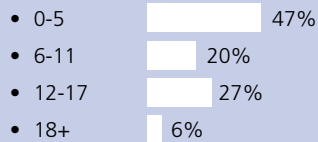
What Race?



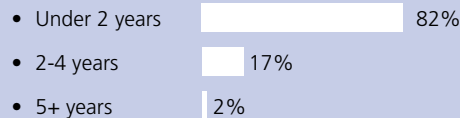
66

Children in Custody

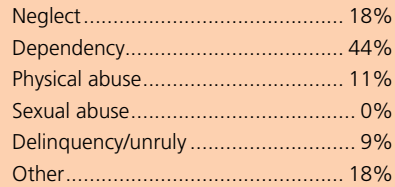
How old?



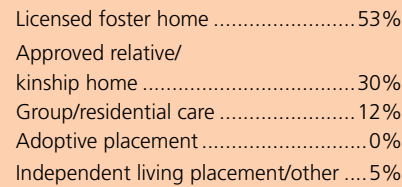
How long in custody?



Why removed from home?



Where are children placed?

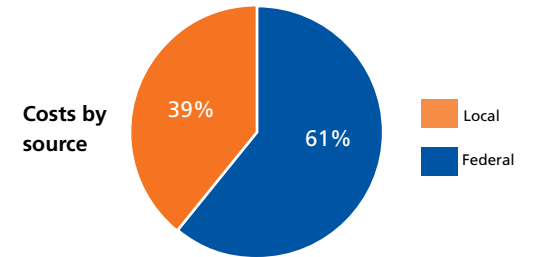


CONTACT INFORMATION

Fayette County Department of Job and Family Services
https://www.fayette-co-oh.com/departments/jobs_and_family_services.php
 740-335-0350

PLACEMENT COSTS

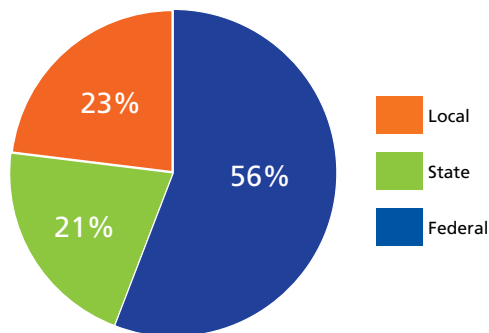
Total \$851,630



Costs by placement type

Licensed foster home	\$468,397
Group/residential care	\$383,234
Independent living placement/other	\$0

2018 PUBLIC CHILDREN SERVICES SPENDING



Total	\$2,203,386
Federal	\$1,233,967
State	\$469,140
Local	\$500,279

Of Ohio's 88 counties, Fayette County did not maintain a children services levy in 2018.

ADOPTION ASSISTANCE AND SUBSIDIES

Total \$363,300

