

Fairfield



Population

154,733

- **Race:** White 89% • African American 7%
Multiracial 2% • Other 2%
- **Ethnicity:** Hispanic 2%

Child Population

37,105

Placement Rate

- Number of children in custody per 1,000 **5.8**

Per Capita Income

\$42,049

Poverty Rate

- All ages **10%**
- Children **14%**

Ohio Works First Child Only


- Children receiving child only benefit total not available for SFY 2018
- Caregivers receive \$289/month for the first child and an increase for each additional sibling

Grandparents Raising Grandchildren

1,035

FAMILIES AND CHILDREN SERVED

2016 2018



Children placed out of home by the PCSA

275 216

JUVENILE COURT

2016 2018

Court timeliness

Cases pending beyond Supreme Court timeframes **0%** **0%**

Court custody

Children in custody of IV-E Juvenile Court **6** **5**

PERMANENCY

2016 2018

Children who gained permanency through

Reunification	55	23
Guardianship	4	5
Custody to relative	28	29
Adoption	14	19

Children waiting to be adopted **26** **40**

Children supported by Kinship Permanency Incentive Program **227** **208**

EMANCIPATED YOUTH

2016 2018

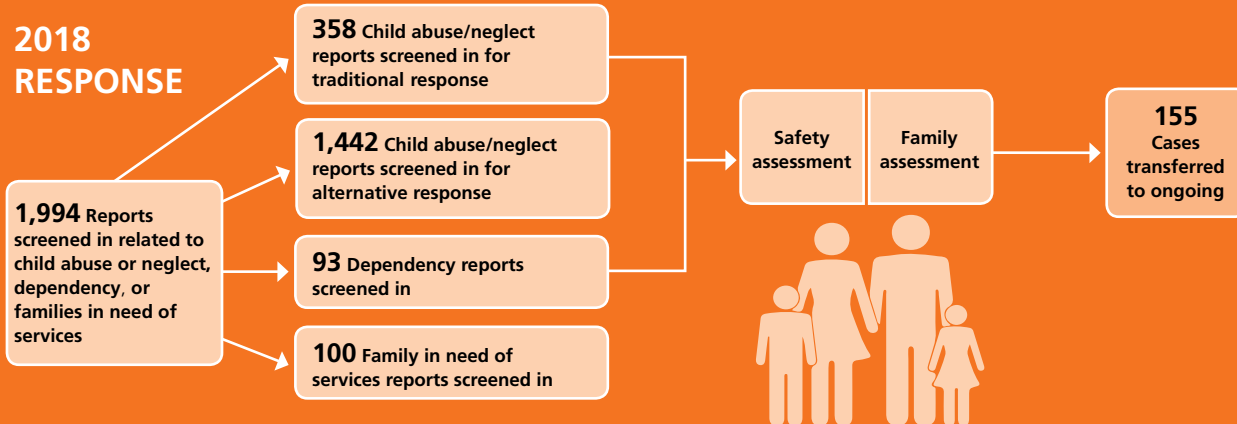
Youth aged out of care **4** **7**

Median # of days in custody before emancipation **802** **668**

Students received Chaffee ETV post-secondary education grants **7** **5**

Emancipated youth enrolled in Medicaid **54** **48**

2018 RESPONSE




TYPES OF REPORTS

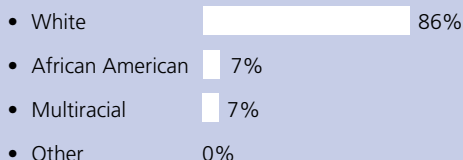
Physical abuse	649	33%
Neglect	288	14%
Sexual Abuse	186	9%
Emotional Maltreatment	38	2%
Multiple Allegations of Abuse/Neglect	597	30%
Family in Need of Services/Dependency/Other	236	12%
Total	1,994	100%

CHILDREN IN PCSA CUSTODY ON 7/1/2018

What type of custody?



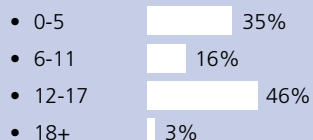
What Race?



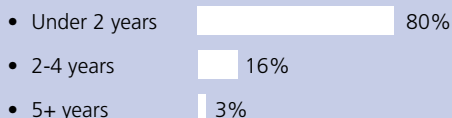
134

Children in Custody

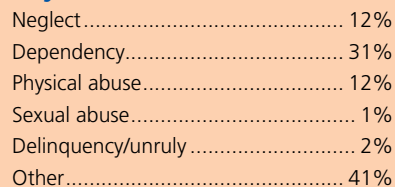
How old?



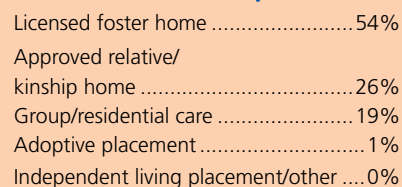
How long in custody?



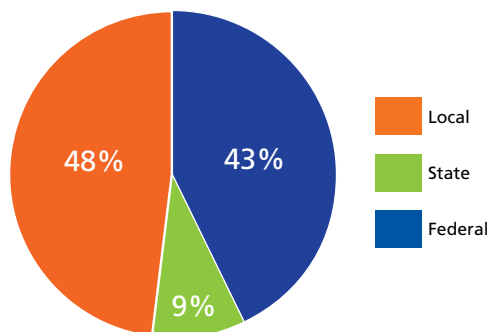
Why removed from home?



Where are children placed?



2018 PUBLIC CHILDREN SERVICES SPENDING



Total	\$11,617,040
Federal	\$4,995,161
State	\$1,087,298
Local	\$5,534,580

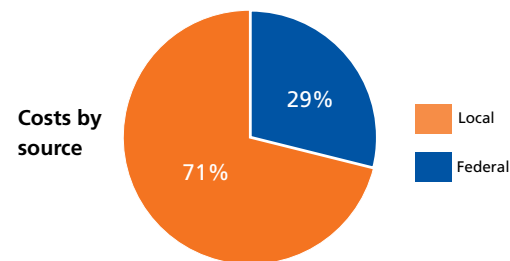
Of Ohio's 88 counties, Fairfield County did maintain a children services levy in 2018.

CONTACT INFORMATION

Fairfield County Job and Family Services
<http://www.fcjfs.org>
 740-652-7889

PLACEMENT COSTS

Total \$3,057,427



Costs by placement type

Licensed foster home	\$1,104,055
Group/residential care	\$1,953,372
Independent living placement/other	\$0

ADOPTION ASSISTANCE AND SUBSIDIES

Total \$1,518,749

