

# Clinton



## Population

42,009

- **Race:** White 95% • African American 2%  
Multiracial 2% • Other 1%
- **Ethnicity:** Hispanic 2%

## Child Population

10,200

## Placement Rate

- Number of children in custody per 1,000 **13.4**

## Per Capita Income

\$40,673

## Poverty Rate

- All ages **15%**
- Children **21%**

## Ohio Works First Child Only


- Children receiving child only benefit **430**
- Caregivers receive \$289/month for the first child and an increase for each additional sibling

## Grandparents Raising Grandchildren

419

## FAMILIES AND CHILDREN SERVED

2016 2018



Children placed out of home by the PCSA

92 137

## JUVENILE COURT

2016 2018

### Court timeliness

Cases pending beyond Supreme Court timeframes **1% 0%**

## PERMANENCY

2016 2018

Children who gained permanency through

Reunification	18	17
Guardianship	1	6
Custody to relative	3	35
Adoption	10	11

Children waiting to be adopted **19 12**

Children supported by Kinship Permanency Incentive Program **45 62**

## EMANCIPATED YOUTH

2016 2018

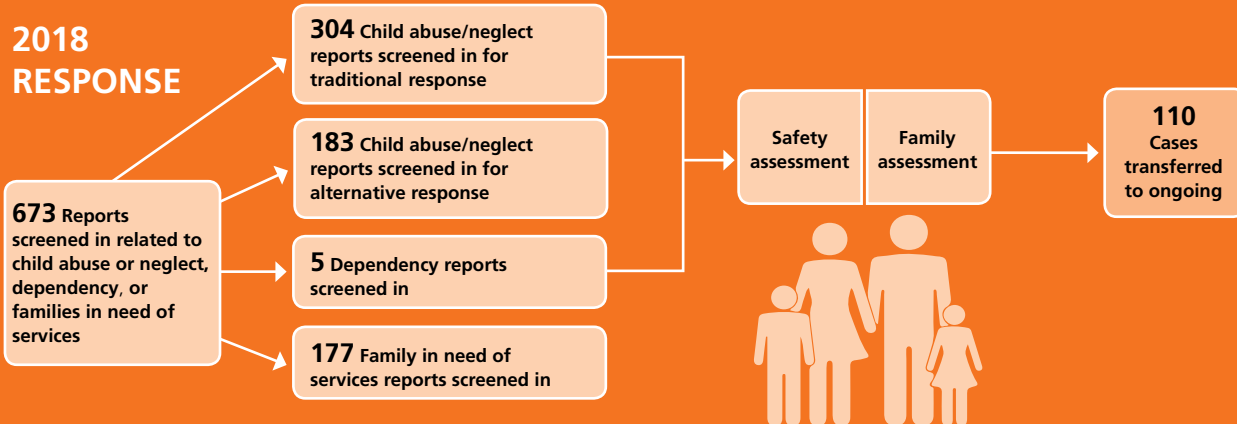
Youth aged out of care **3 3**

Median # of days in custody before emancipation **681 1,326**

Students received Chaffee ETV post-secondary education grants **1 0**

Emancipated youth enrolled in Medicaid **11 12**

## 2018 RESPONSE

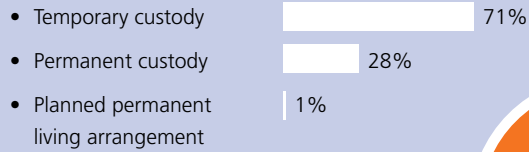


## TYPES OF REPORTS

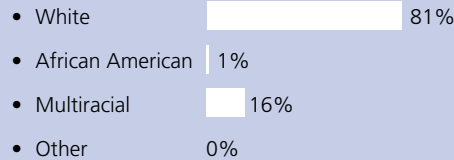
Physical abuse	152	23%
Neglect	114	17%
Sexual Abuse	48	7%
Emotional Maltreatment	1	0%
Multiple Allegations of Abuse/Neglect	176	26%
Family in Need of Services/Dependency/Other	182	27%
<b>Total</b>	<b>673</b>	<b>100%</b>

## CHILDREN IN PCSA CUSTODY ON 7/1/2018

### What type of custody?



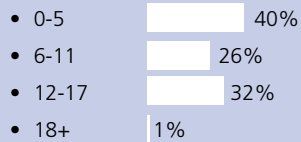
### What Race?



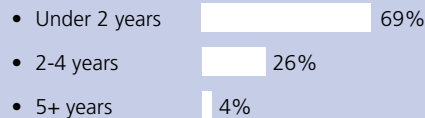
68

Children in Custody

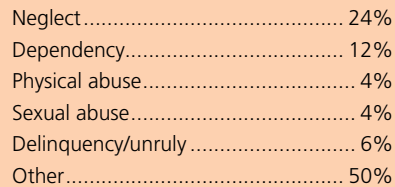
### How old?



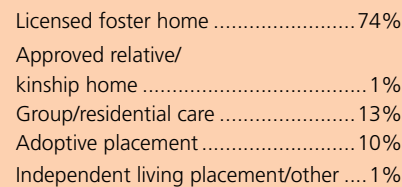
### How long in custody?



### Why removed from home?



### Where are children placed?

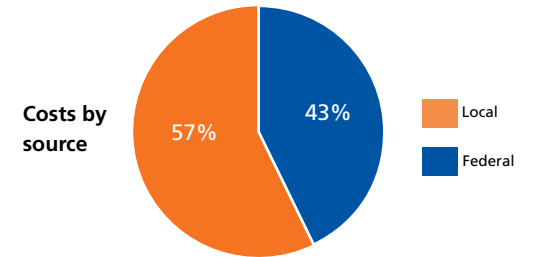


## CONTACT INFORMATION

Clinton County Job and Family Services  
<http://co.clinton.oh.us/healthservices/job-and-family-services/>  
 937-382-2449

## PLACEMENT COSTS

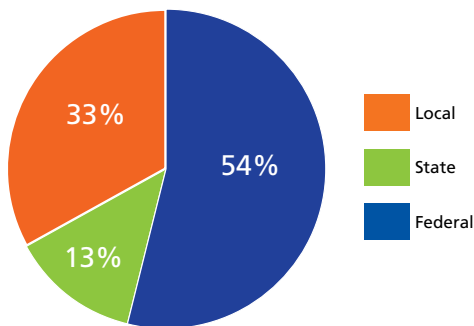
Total \$1,657,258



### Costs by placement type

Licensed foster home	\$1,039,947
Group/residential care	\$617,248
Independent living placement/other	\$64

## 2018 PUBLIC CHILDREN SERVICES SPENDING



<b>Total</b>	<b>\$4,384,206</b>
<b>Federal</b>	<b>\$2,374,279</b>
<b>State</b>	<b>\$565,064</b>
<b>Local</b>	<b>\$1,444,863</b>

Of Ohio's 88 counties, Clinton County did maintain a children services levy in 2018.

## ADOPTION ASSISTANCE AND SUBSIDIES

Total \$437,967

