

Clermont



Population

204,214

- **Race:** White 95% • African American 1%
Multiracial 2% • Other 2%
- **Ethnicity:** Hispanic 2%

Child Population

47,155

Placement Rate

- Number of children in custody per 1,000 **5.8**

Per Capita Income

\$49,215

Poverty Rate

- All ages **11%**
- Children **14%**

Ohio Works First Child Only


- Children receiving child only benefit **894**
- Caregivers receive \$289/month for the first child and an increase for each additional sibling

Grandparents Raising Grandchildren

1,727

FAMILIES AND CHILDREN SERVED

2016 2018



Children placed out of home by the PCSA

391 274

JUVENILE COURT

2016 2018

Court timeliness

Cases pending beyond Supreme Court timeframes **23%** **3%**

Court custody

Children in custody of IV-E Juvenile Court **32** **25**

PERMANENCY

2016 2018

Children who gained permanency through

Reunification	54	72
Guardianship	6	3
Custody to relative	42	10
Adoption	68	28

Children waiting to be adopted **58** **34**

Children supported by Kinship Permanency Incentive Program **53** **66**

EMANCIPATED YOUTH

2016 2018

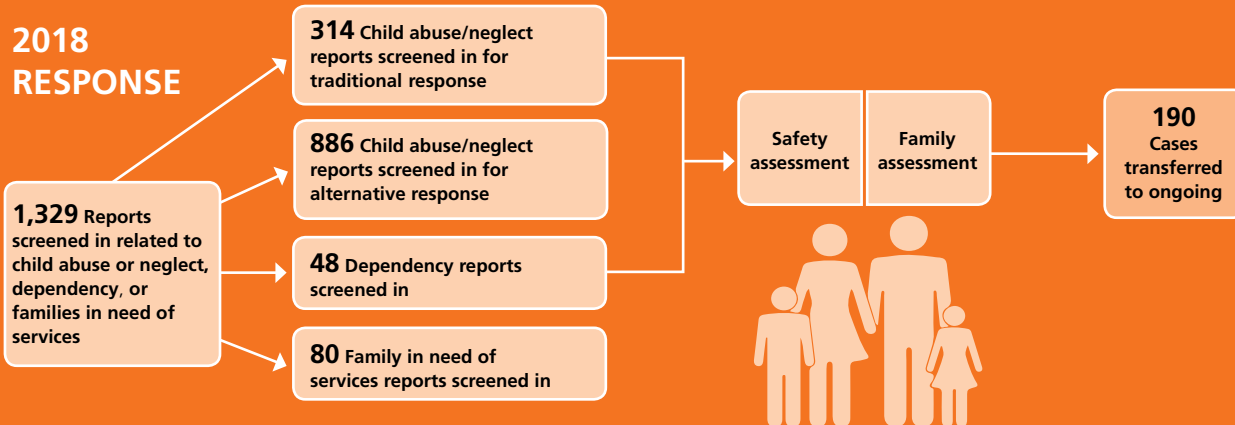
Youth aged out of care **20** **18**

Median # of days in custody before emancipation **1,102** **1,084**

Students received Chaffee ETV post-secondary education grants **3** **4**

Emancipated youth enrolled in Medicaid **65** **60**

2018 RESPONSE

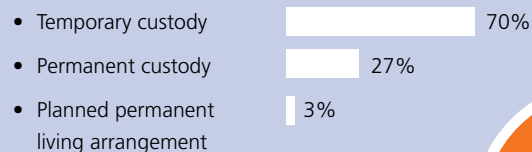


TYPES OF REPORTS

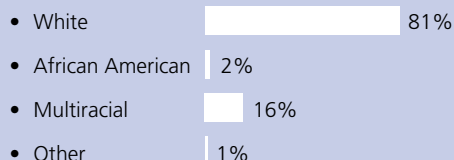
Physical abuse	524	39%
Neglect	369	28%
Sexual Abuse	147	11%
Emotional Maltreatment	6	0%
Multiple Allegations of Abuse/Neglect	132	10%
Family in Need of Services/Dependency/Other	151	11%
Total	1,329	100%

CHILDREN IN PCSA CUSTODY ON 7/1/2018

What type of custody?



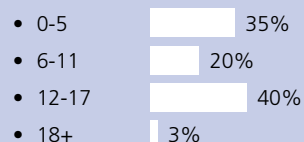
What Race?



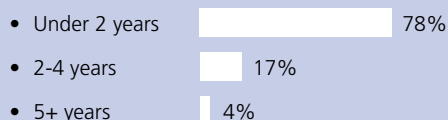
161

Children in Custody

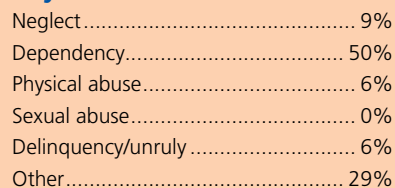
How old?



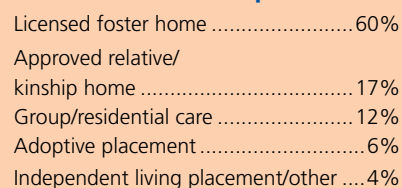
How long in custody?



Why removed from home?



Where are children placed?

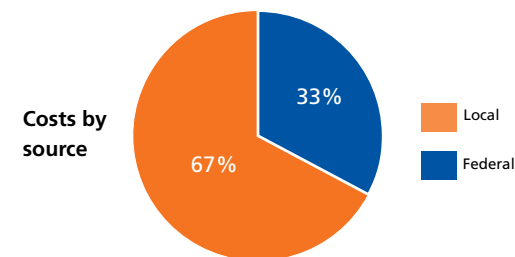


CONTACT INFORMATION

Clermont County Department of Job and Family Services
<http://djfs.clermontcountyohio.gov/>
 513-732-7173

PLACEMENT COSTS

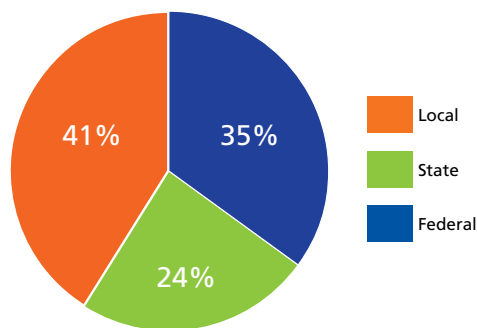
Total \$4,392,009



Costs by placement type

Licensed foster home	\$2,007,327
Group/residential care	\$2,367,978
Independent living placement/other	\$16,704

2018 PUBLIC CHILDREN SERVICES SPENDING



Total	\$16,101,958
Federal	\$5,677,441
State	\$3,877,443
Local	\$6,547,074

Of Ohio's 88 counties, Clermont County did maintain a children services levy in 2018.

ADOPTION ASSISTANCE AND SUBSIDIES

Total \$2,543,279

