

Butler



Population **380,604**

- **Race:** White 86% • African American 8%
Multiracial 2% • Other 4%

- **Ethnicity:** Hispanic 4%

Child Population **89,870**

Placement Rate

- Number of children in custody per 1,000 **6.8**

Per Capita Income **\$42,620**

Poverty Rate

- All ages **14%**
- Children **19%**


Ohio Works First Child Only

- Children receiving child only benefit **2,974**
- Caregivers receive \$289/month for the first child and an increase for each additional sibling

Grandparents Raising Grandchildren **4,057**

FAMILIES AND CHILDREN SERVED

2016 2018



Children placed out of home by the PCSA **642 611**

JUVENILE COURT

2016 2018

Court timeliness
Cases pending beyond Supreme Court timeframes **11% 3%**

PERMANENCY

2016 2018

Children who gained permanency through

Reunification	41	57
Guardianship	16	17
Custody to relative	72	54
Adoption	77	58

Children waiting to be adopted **142 158**

Children supported by Kinship Permanency Incentive Program **308 311**

EMANCIPATED YOUTH

2016 2018

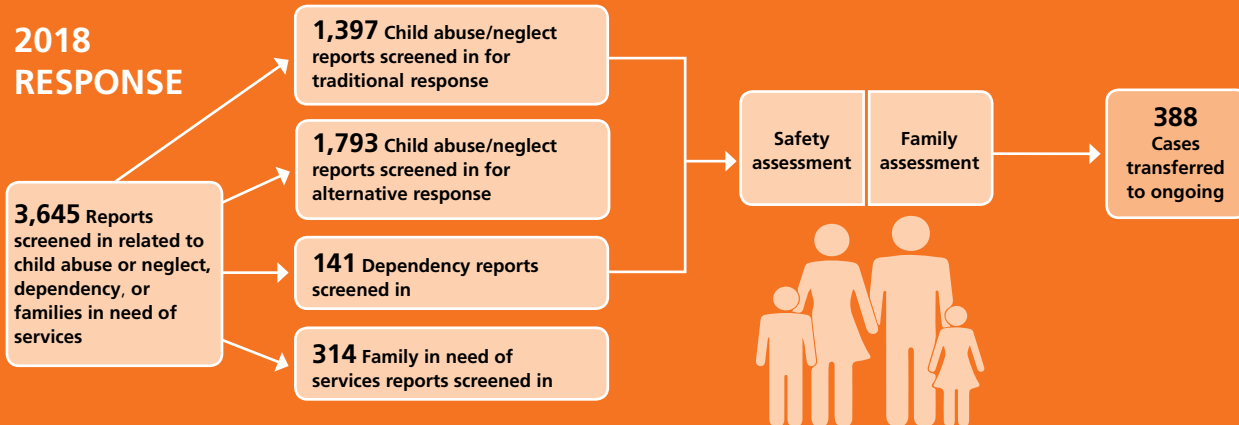
Youth aged out of care **26 23**

Median # of days in custody before emancipation **1,187 1,331**

Students received Chaffee ETV post-secondary education grants **6 4**

Emancipated youth enrolled in Medicaid **88 100**

2018 RESPONSE




TYPES OF REPORTS

Physical abuse	1,619	44%
Neglect	568	16%
Sexual Abuse	304	8%
Emotional Maltreatment	35	1%
Multiple Allegations of Abuse/Neglect	560	15%
Family in Need of Services/Dependency/Other	559	15%
Total	3,645	100%

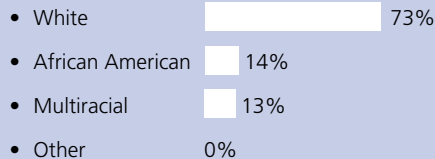
CHILDREN IN PCSA CUSTODY ON 7/1/2018



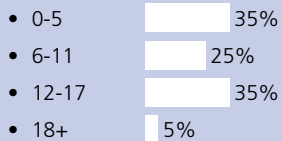
What type of custody?



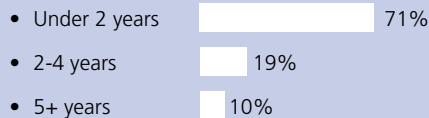
What Race?



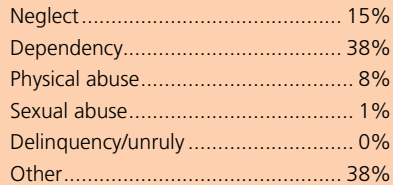
How old?



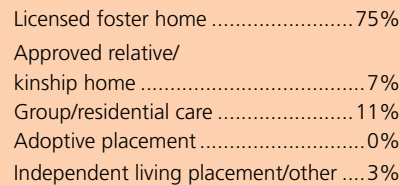
How long in custody?



Why removed from home?



Where are children placed?

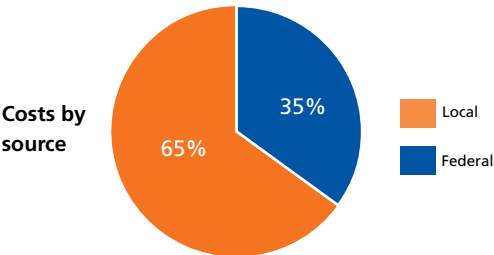


CONTACT INFORMATION

Butler County Job and Family Services
<http://www.butlercountyohio.org/workplace/>
513-887-4000

PLACEMENT COSTS

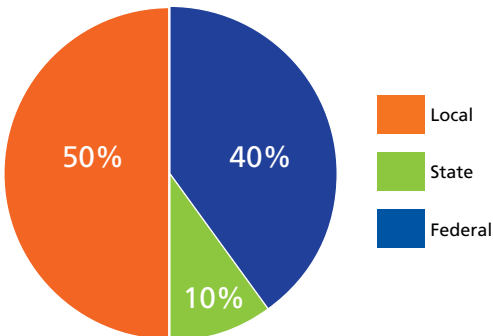
Total \$9,968,759



Costs by placement type

Licensed foster home	\$6,006,790
Group/residential care	\$3,676,915
Independent living placement/other	\$285,054

2018 PUBLIC CHILDREN SERVICES SPENDING



Total	\$28,020,274
Federal	\$11,120,691
State	\$2,806,430
Local	\$14,093,153

Of Ohio's 88 counties, Butler County did maintain a children services levy in 2018.

ADOPTION ASSISTANCE AND SUBSIDIES

Total \$4,062,340

