

Belmont



Population

68,029

- **Race:** White 94% • African American 4%
Multiracial 1% • Other 1%
- **Ethnicity:** Hispanic 1%

Child Population

12,941

Placement Rate

- Number of children in custody per 1,000 **5.6**

Per Capita Income

\$37,311

Poverty Rate

- All ages **15%**
- Children **23%**

Ohio Works First Child Only


- Children receiving child only benefit **344**
- Caregivers receive \$289/month for the first child and an increase for each additional sibling

Grandparents Raising Grandchildren

538

FAMILIES AND CHILDREN SERVED

2016 2018



Children placed out of home by the PCSA

77 72

JUVENILE COURT

2016 2018

Court timeliness

Cases pending beyond Supreme Court timeframes **0%** **5%**

Court custody

Children in custody of IV-E Juvenile Court **13** **9**

PERMANENCY

2016 2018

Children who gained permanency through

Reunification	27	15
Guardianship	0	1
Custody to relative	11	12
Adoption	10	7

Children waiting to be adopted **7** **10**

Children supported by Kinship Permanency Incentive Program **12** **15**

EMANCIPATED YOUTH

2016 2018

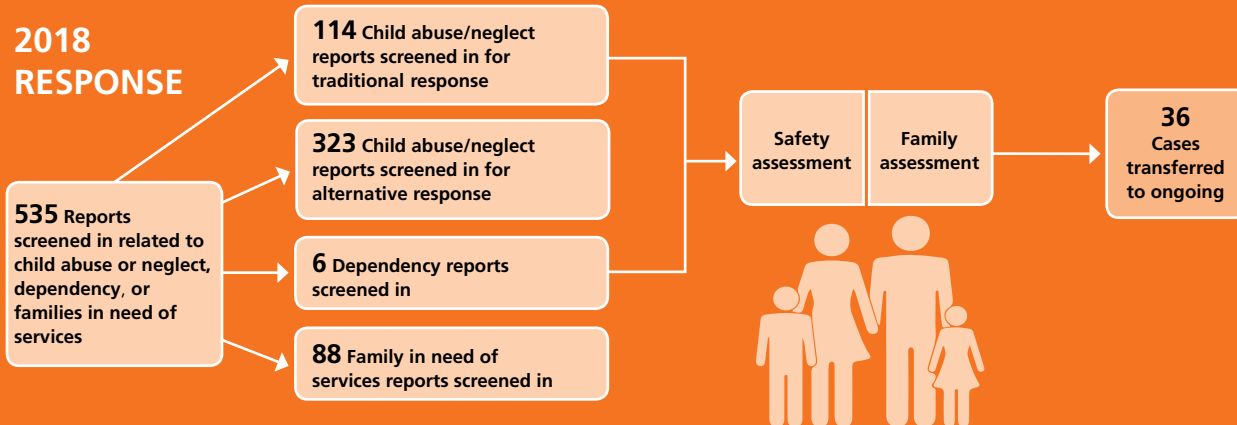
Youth aged out of care **0** **2**

Median # of days in custody before emancipation **N/A** **941**

Students received Chaffee ETV post-secondary education grants **1** **3**

Emancipated youth enrolled in Medicaid **14** **13**

2018 RESPONSE

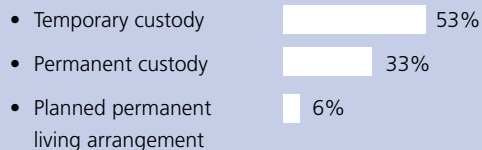


TYPES OF REPORTS

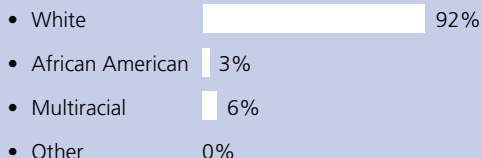
Physical abuse	89	17%
Neglect	228	43%
Sexual Abuse	53	10%
Emotional Maltreatment	19	4%
Multiple Allegations of Abuse/Neglect	44	8%
Family in Need of Services/Dependency/Other	102	19%
Total	535	100%

CHILDREN IN PCSA CUSTODY ON 7/1/2018

What type of custody?



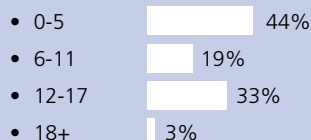
What Race?



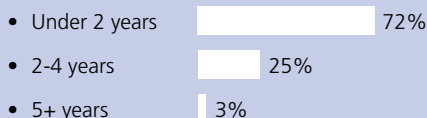
36

Children in Custody

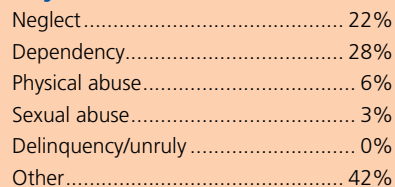
How old?



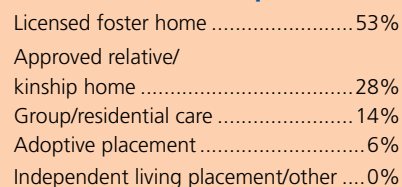
How long in custody?



Why removed from home?



Where are children placed?

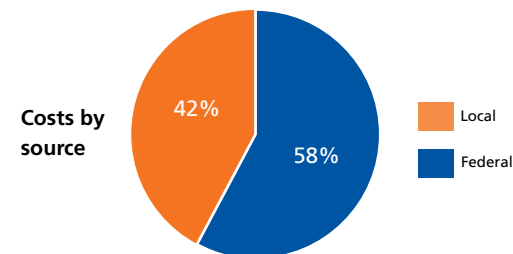


CONTACT INFORMATION

Belmont County Department of Job and Family Services
<http://belmontcountyohio.org>
 740-695-1075

PLACEMENT COSTS

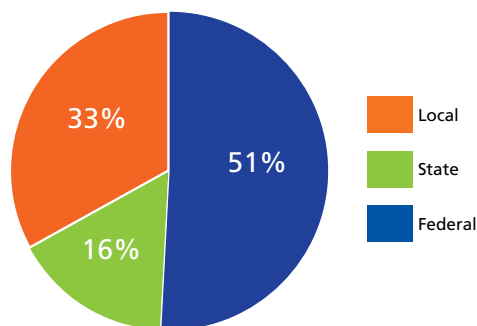
Total \$579,455



Costs by placement type

Licensed foster home	\$385,339
Group/residential care	\$194,116
Independent living placement/other	\$0

2018 PUBLIC CHILDREN SERVICES SPENDING



Total	\$3,817,414
Federal	\$1,952,060
State	\$607,769
Local	\$1,257,585

Of Ohio's 88 counties, Belmont County did maintain a children services levy in 2018.

ADOPTION ASSISTANCE AND SUBSIDIES

Total \$444,790

