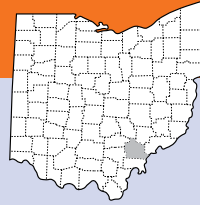




# Athens



## Population

66,597

- **Race:** White 91% • African American 3%  
Multiracial 3% • Other 4%
- **Ethnicity:** Hispanic 2%

## Child Population

9,742

## Placement Rate

- Number of children in custody per 1,000 **16.6**

## Per Capita Income

\$32,183

## Poverty Rate

- All ages **31%**
- Children **30%**

## Ohio Works First Child Only

- Children receiving child only benefit **481**
- Caregivers receive \$289/month for the first child and an increase for each additional sibling

## Grandparents Raising Grandchildren

624

## FAMILIES AND CHILDREN SERVED

2016 2018



Children placed out of home by the PCSA

166 162

## JUVENILE COURT

2016 2018

### Court timeliness

Cases pending beyond Supreme Court timeframes **64%** **29%**

## PERMANENCY

2016 2018

Children who gained permanency through

Reunification	29	36
Guardianship	0	0
Custody to relative	18	10
Adoption	16	17

Children waiting to be adopted **18** **37**

Children supported by Kinship Permanency Incentive Program **62** **46**

## EMANCIPATED YOUTH

2016 2018

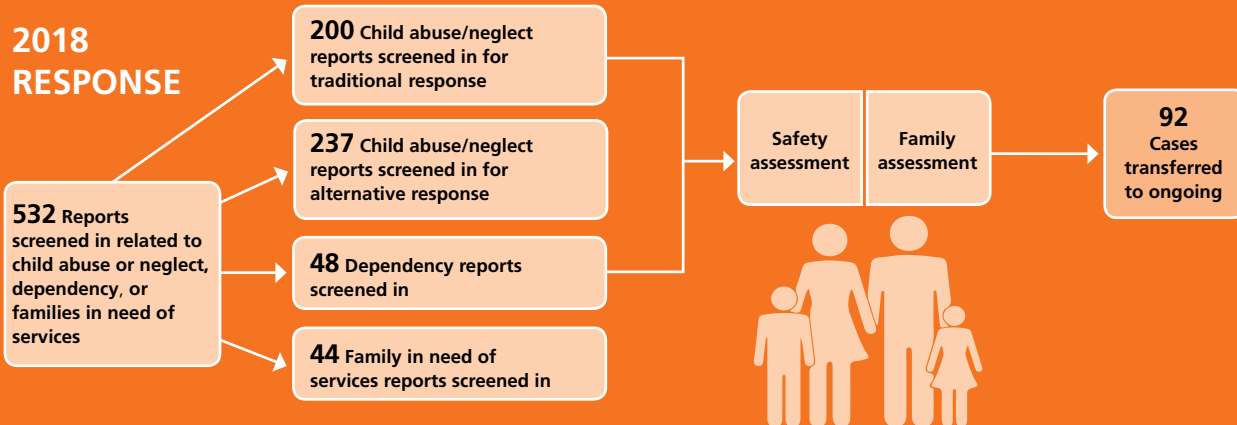
Youth aged out of care **0** **6**

Median # of days in custody before emancipation **N/A** **1,316**

Students received Chaffee ETV post-secondary education grants **0** **0**

Emancipated youth enrolled in Medicaid **22** **22**

## 2018 RESPONSE




## TYPES OF REPORTS

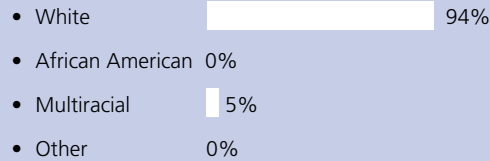
Physical abuse	103	19%
Neglect	205	39%
Sexual Abuse	54	10%
Emotional Maltreatment	1	0%
Multiple Allegations of Abuse/Neglect	61	11%
Family in Need of Services/Dependency/Other	108	20%
<b>Total</b>	<b>532</b>	<b>100%</b>

## CHILDREN IN PCSA CUSTODY ON 7/1/2018

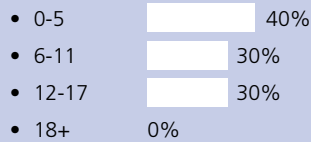
### What type of custody?



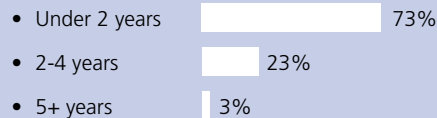
### What Race?



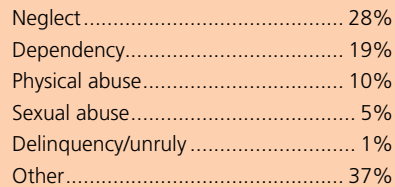
### How old?



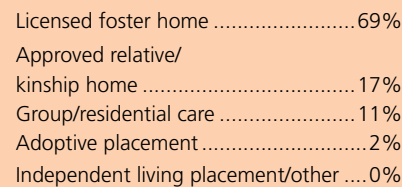
### How long in custody?



### Why removed from home?



### Where are children placed?

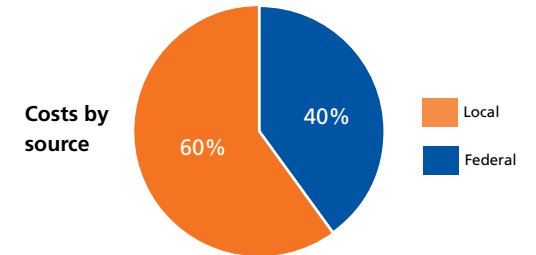


## CONTACT INFORMATION

**Athens County Children Services**  
<http://www.athenschilrenservices.com/>  
 740-592-3061

## PLACEMENT COSTS

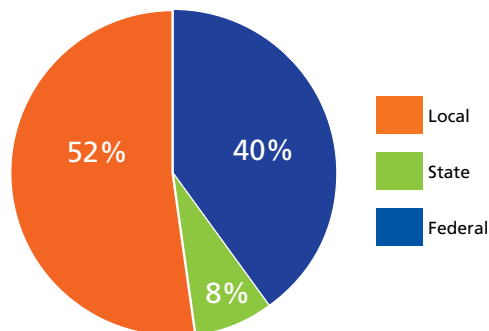
Total \$2,298,792



### Costs by placement type

Licensed foster home	\$1,036,665
Group/residential care	\$1,214,677
Independent living placement/other	\$47,550

## 2018 PUBLIC CHILDREN SERVICES SPENDING



<b>Total</b>	<b>\$9,116,744</b>
<b>Federal</b>	<b>\$3,652,680</b>
<b>State</b>	<b>\$697,865</b>
<b>Local</b>	<b>\$4,766,199</b>

Of Ohio's 88 counties, Athens County did maintain a children services levy in 2018.

## ADOPTION ASSISTANCE AND SUBSIDIES

Total \$1,030,580

