

Ashtabula



Population

97,807

- **Race:** White 93% • African American 4%
Multiracial 2% • Other 1%
- **Ethnicity:** Hispanic 4%

Child Population

21,702

Placement Rate

- Number of children in custody per 1,000 **20.0**

Per Capita Income

\$35,654

Poverty Rate

- All ages **20%**
- Children **30%**

Ohio Works First Child Only

- Children receiving child only benefit **993**
- Caregivers receive \$289/month for the first child and an increase for each additional sibling

Grandparents Raising Grandchildren

1,182

FAMILIES AND CHILDREN SERVED

2016 2018



Children placed out of home by the PCSA

313 433

JUVENILE COURT

2016 2018

Court timeliness

Cases pending beyond Supreme Court timeframes **21%** **24%**

Court custody

Children in custody of IV-E Juvenile Court **9** **2**

PERMANENCY

2016 2018

Children who gained permanency through

Reunification	53	109
Guardianship	10	10
Custody to relative	39	68
Adoption	22	24

Children waiting to be adopted **20** **33**

Children supported by Kinship Permanency Incentive Program **99** **146**

EMANCIPATED YOUTH

2016 2018

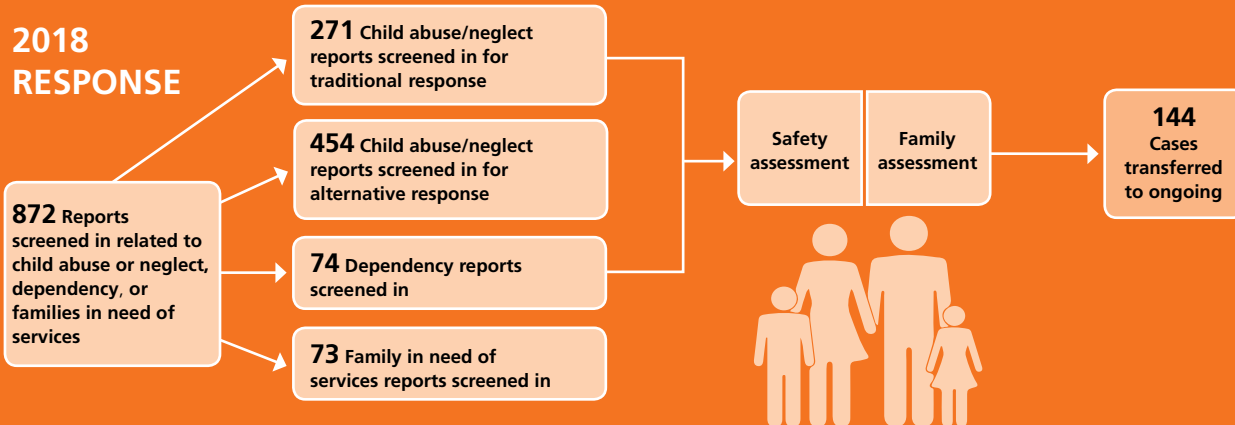
Youth aged out of care **11** **9**

Median # of days in custody before emancipation **818** **511**

Students received Chaffee ETV post-secondary education grants **3** **6**

Emancipated youth enrolled in Medicaid **51** **46**

2018 RESPONSE

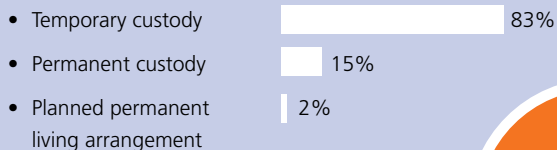


TYPES OF REPORTS

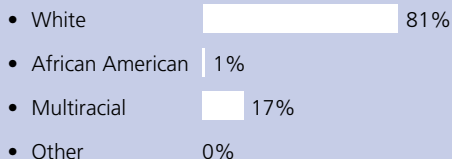
Physical abuse	240	28%
Neglect	275	32%
Sexual Abuse	130	15%
Emotional Maltreatment	10	1%
Multiple Allegations of Abuse/Neglect	48	6%
Family in Need of Services/Dependency/Other	169	19%
Total	872	100%

CHILDREN IN PCSA CUSTODY ON 7/1/2018

What type of custody?




What Race?



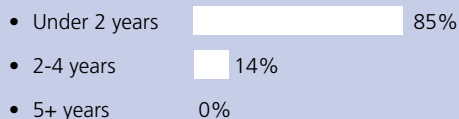
227

Children in Custody

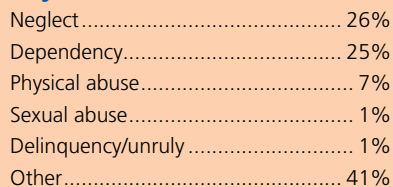
How old?



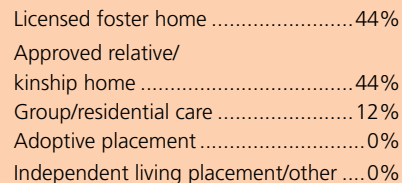
How long in custody?



Why removed from home?



Where are children placed?

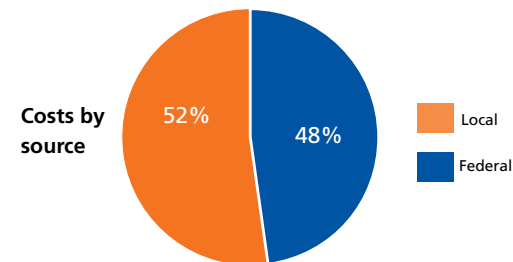


CONTACT INFORMATION

Ashtabula County
Children Services Board
<http://help-a-child.com/>
440-998-1811

PLACEMENT COSTS

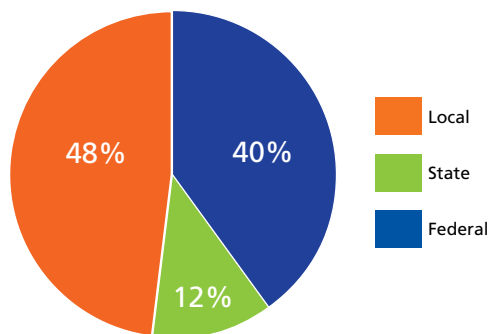
Total \$3,564,554



Costs by placement type

Licensed foster home	\$1,757,851
Group/residential care	\$1,627,771
Independent living placement/other	\$178,932

2018 PUBLIC CHILDREN SERVICES SPENDING



Total	\$9,240,153
Federal	\$3,670,876
State	\$1,089,298
Local	\$4,479,979

Of Ohio's 88 counties, Ashtabula County did maintain a children services levy in 2018.

ADOPTION ASSISTANCE AND SUBSIDIES

Total \$1,043,100

