



SAFE CHILDREN, STABLE FAMILIES, SUPPORTIVE COMMUNITIES

# One Year Later: Severe Crisis Continues in Ohio's Children Services System

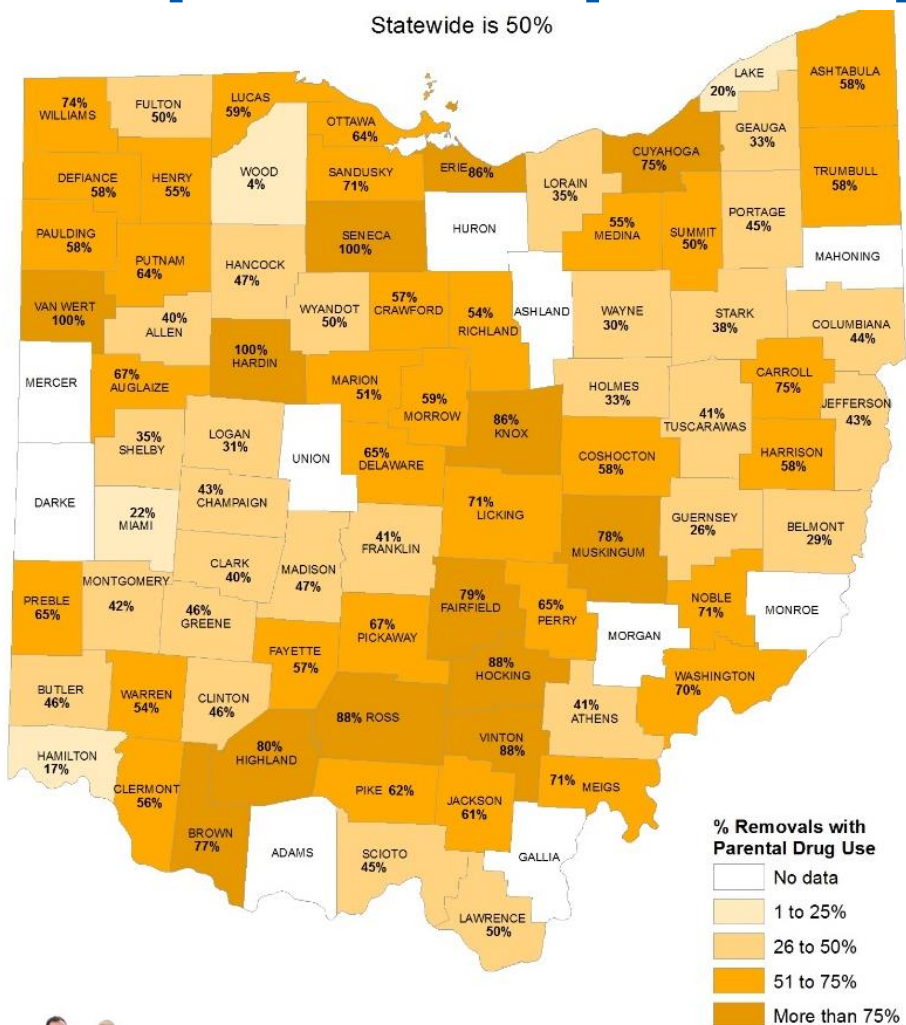
**December 2018**





# Impact of Opioid Epidemic on Children

Statewide is 50%



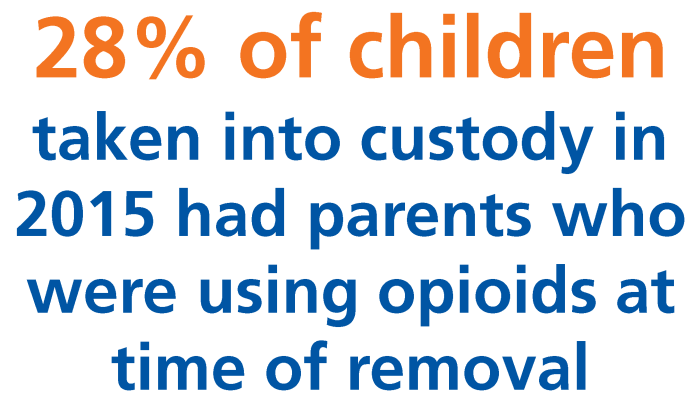
**50% of children  
taken into custody in  
2015 had parental drug  
use**

Source: PCSAO Opiate Survey, 78 county Public Children Services Agencies responded, Apr. 2016



**SAFE CHILDREN, STABLE FAMILIES, SUPPORTIVE COMMUNITIES**

Statewide is 28%



Source: PCSAO Opiate Survey, 78 county Public Children Services Agencies responded, Apr. 2016



**Opioid Epidemic =**

**The Invisible Victims:**

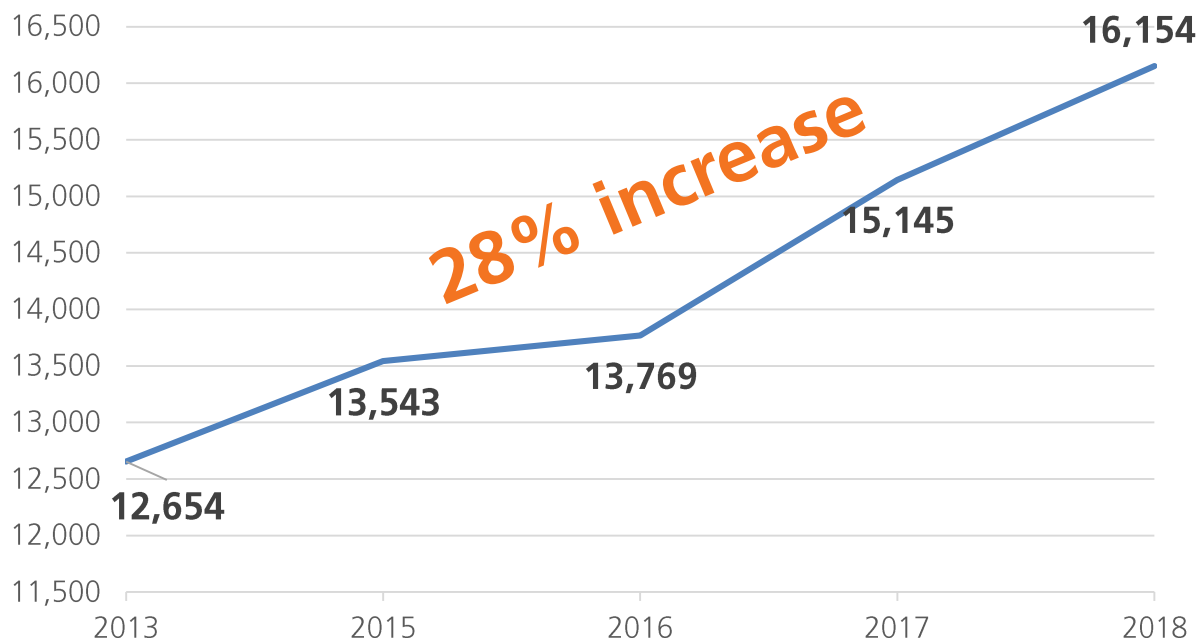
**The Children**



# Opioid Epidemic ➡ Tsunami of Need

Children entering foster care at higher rates than ever before

Children in Foster Care



**17%  
more kids  
or 2,385  
in the  
last 24  
months**

Source: ODJFS SACWIS special data run  
Point in Time Data for July 1, 2013, 2015, 2016, 2017 and 2018

**SAFE CHILDREN, STABLE FAMILIES, SUPPORTIVE COMMUNITIES**



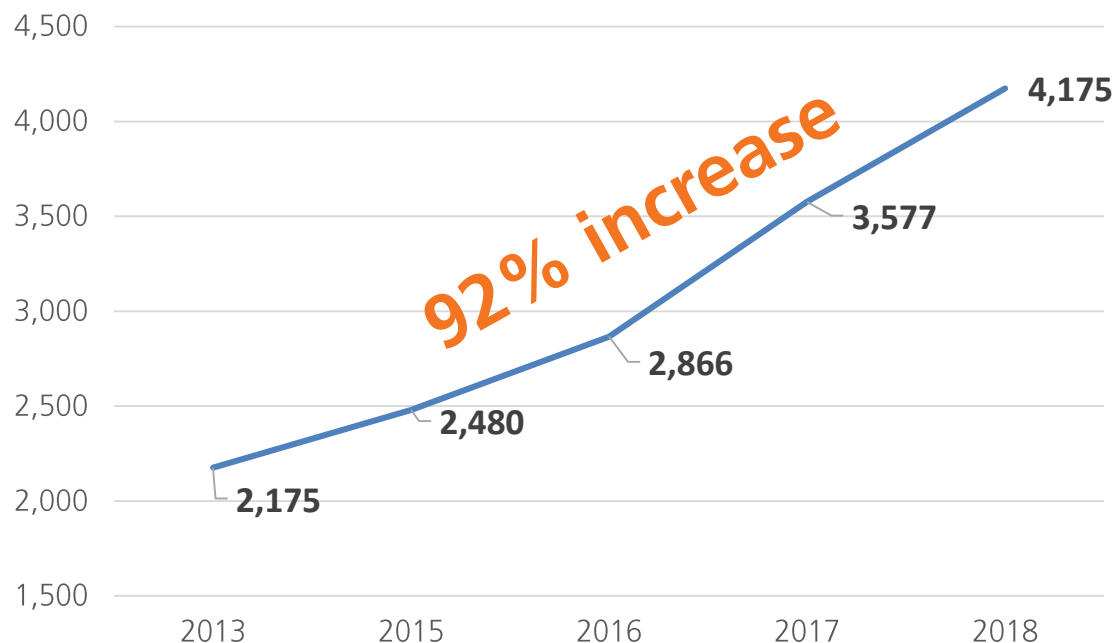


# Opioid Epidemic ➡ Tsunami of Need

Higher reliance on families to provide kinship care

**\$15m/year TANF  
earmark in the  
SFY18-19 budget  
to provide child  
care assistance  
but more support  
is needed**

Children in PCSA Custody Placed with Kin



Source: ODJFS SACWIS special data run

Point in Time Data for July 1, 2013, 2015, 2016, 2017 and 2018



SAFE CHILDREN, STABLE FAMILIES, SUPPORTIVE COMMUNITIES



# Opioid Epidemic → Tsunami of Need

## Traumatized children services workforce

- **53%** of the children services workforce has elevated levels of secondary traumatic stress meeting the **threshold of PTSD (Post Traumatic Stress Disorder)**

**1 out of every 4 caseworkers left their positions in 2016 & 2017**

Source: Quality Improvement Center for Workforce Development Center survey of nine representative Ohio county PCSA staff, 2018.

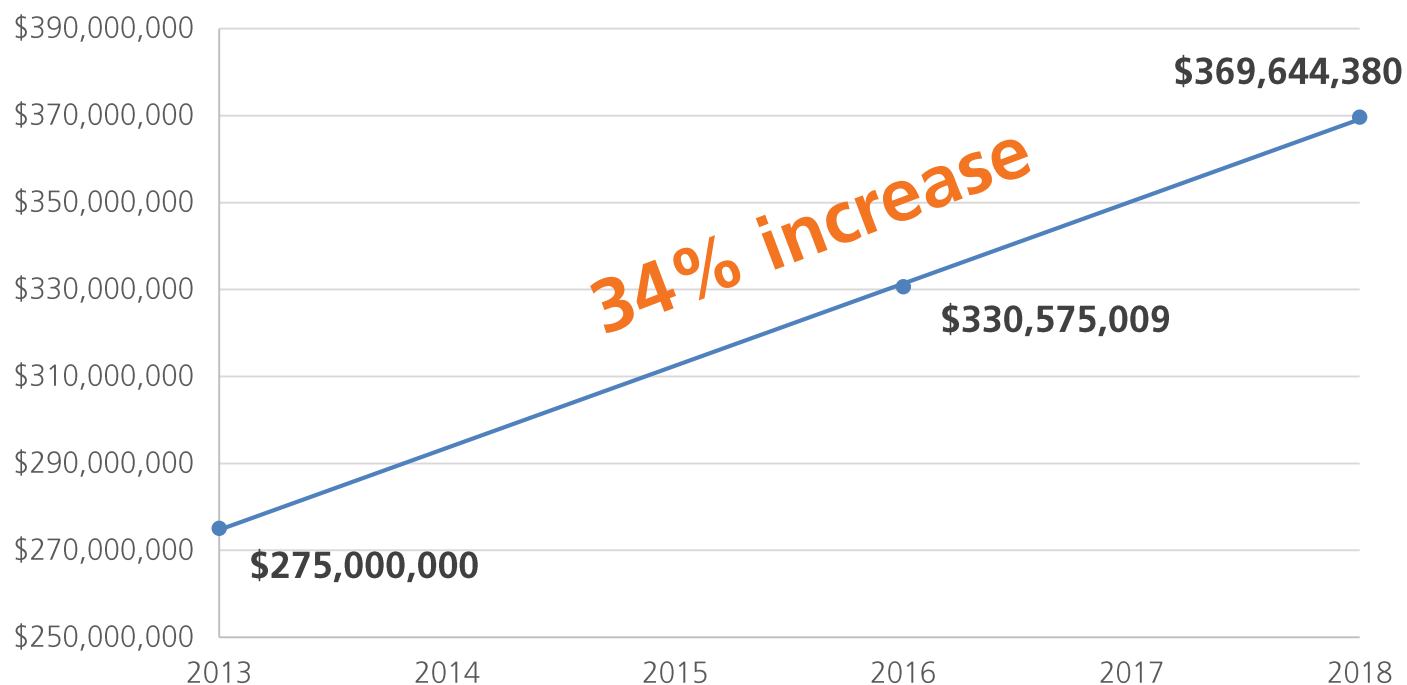




# Opioid Epidemic ➡ Tsunami of Need

## Skyrocketing foster care placement costs

Placement Costs for State Fiscal Years



**12%**  
increase in  
just 2 years  
or \$39m  
more;  
**\$95m** more  
in 5 years

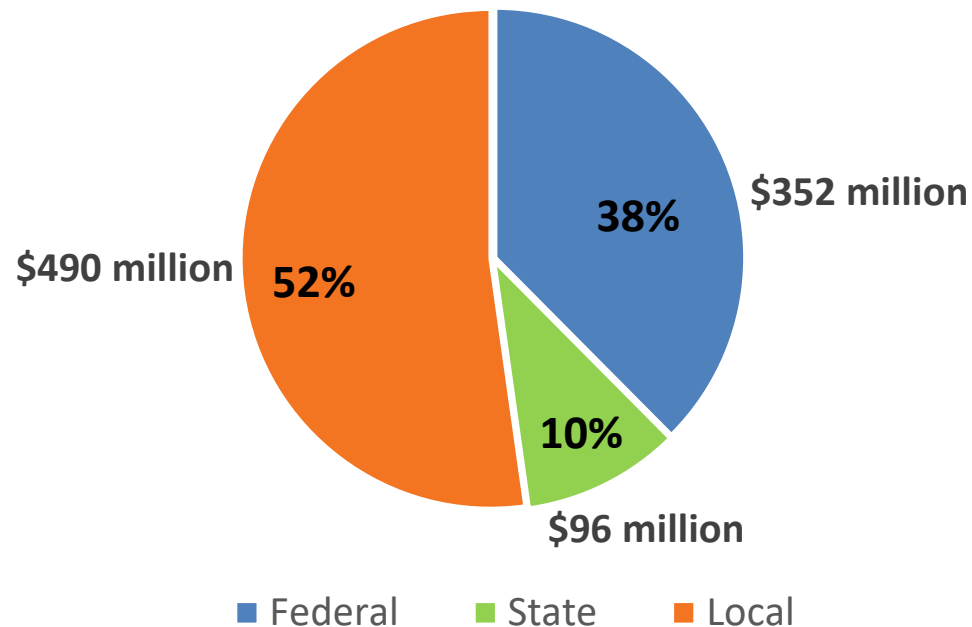
Source: ODJFS SACWIS special data run  
State Fiscal Years, 2013, 2016, 2018





# How Children Services Is Funded in Ohio

**Counties fund over 50% of children services expenditures by relying on local government funds and dedicated levies**



**Only half of the state share is distributed to counties**

Source: SFY 2016, from ODJFS SACWIS special data runs for unduplicated count.  
Additional calculations by PCSAO.

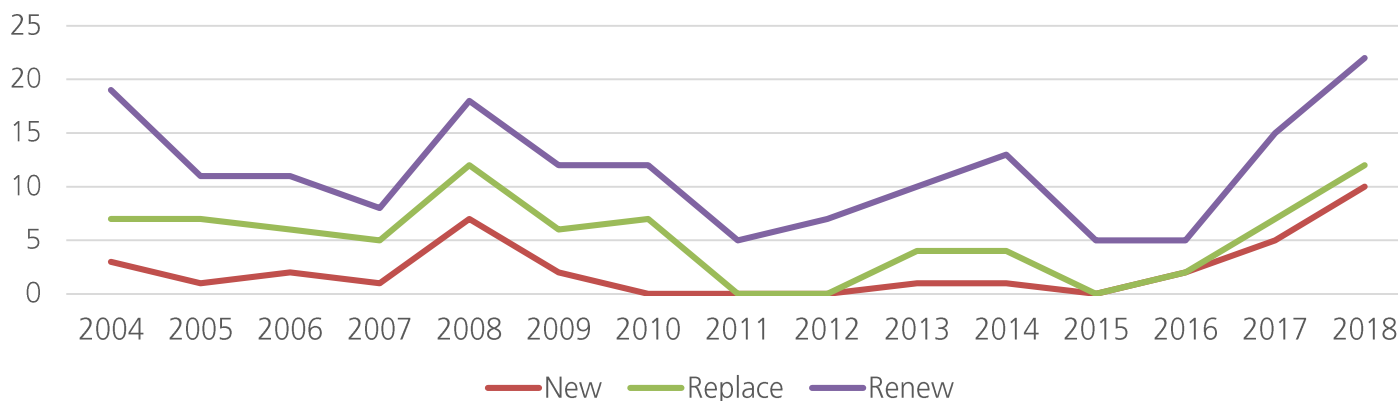




# Opioid Epidemic ➡ Tsunami of Need

The rising costs of children services has resulted in a surge in local levies

Number of Children Services Levies on the Ballot by Type  
2004 - 2018



51 out of 88 counties have a dedicated children services levy

Source: PCSAO internal tracking



SAFE CHILDREN, STABLE FAMILIES, SUPPORTIVE COMMUNITIES

# State Responded in SFY2018-19



- Attorney General granted **\$6 million** and Dept. of Mental Health and Addiction Services granted **\$2 million** for Ohio START pilot in 33 counties since March 2017

**BUT ...**  
placement  
costs alone  
had  
increased  
**\$39m** in  
SFY2018

- Legislators reestablished state general revenue fund appropriation to counties at **\$60 million/year** (up from **\$45 million/year**)

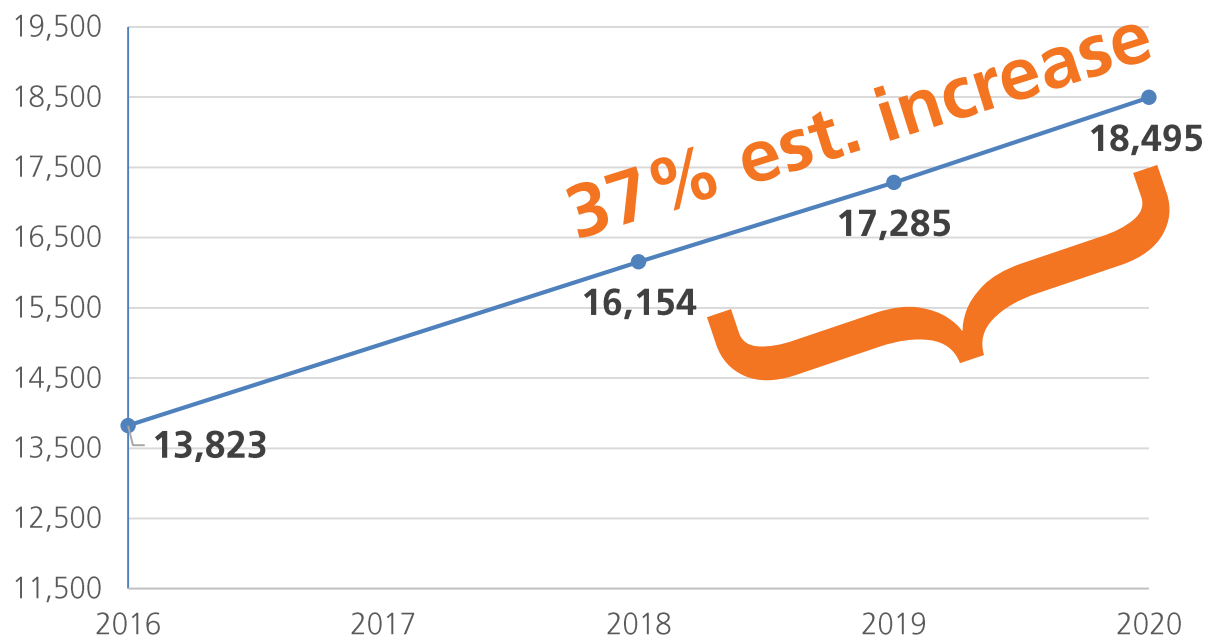




# Tsunami is Here ➡ Reform is Needed

If current conditions continue, Ohio will have nearly 19,000 children in foster care by 2020

Estimated Children in Foster Care by 2020



Only 7,400 foster homes available; not increasing at the same pace

Source: ODJFS SACWIS special data run, received Nov. 2018. Point in Time Data for July 1, 2016, 2017, 2018  
Additional calculations by PCSAO.

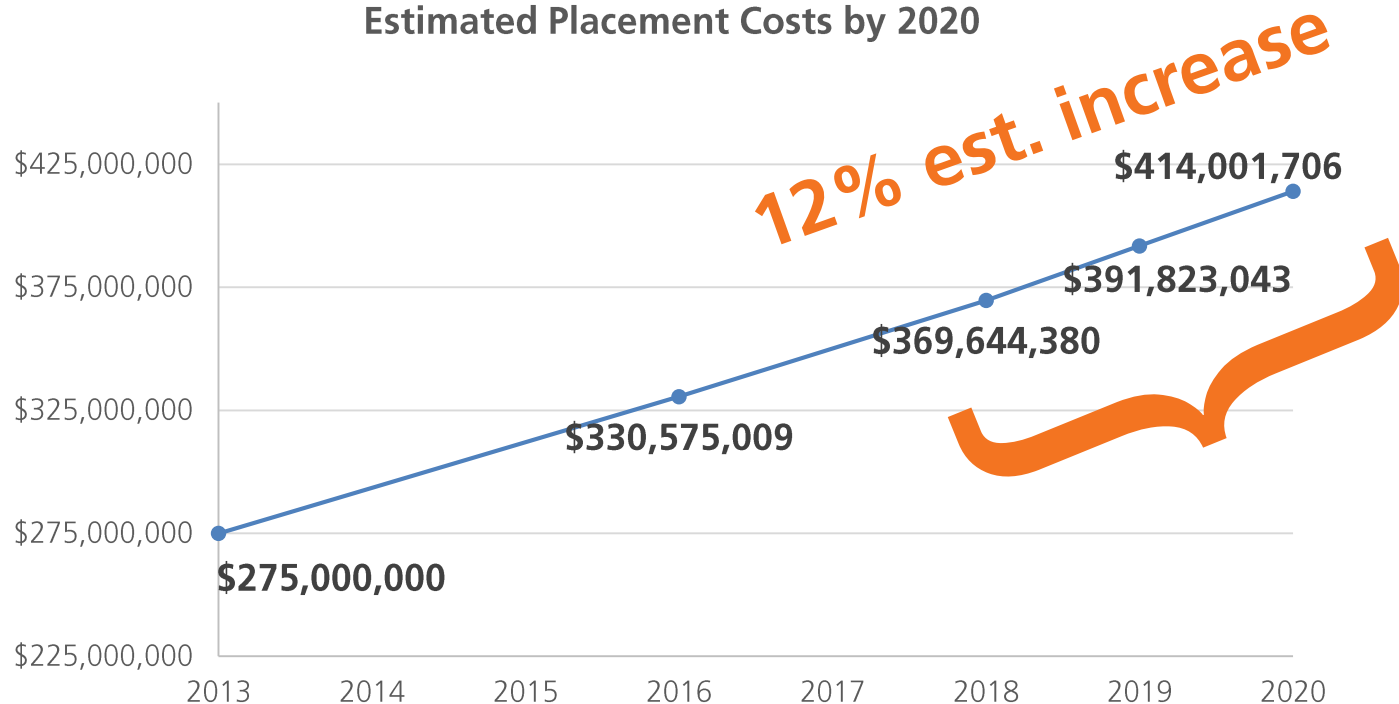




# Tsunami is Here ➡ Reform is Needed

## Skyrocketing foster care placement costs require more State resources

Estimated Placement Costs by 2020



At least  
**\$44m more**  
will be  
needed in  
2020 just for  
placement  
costs!

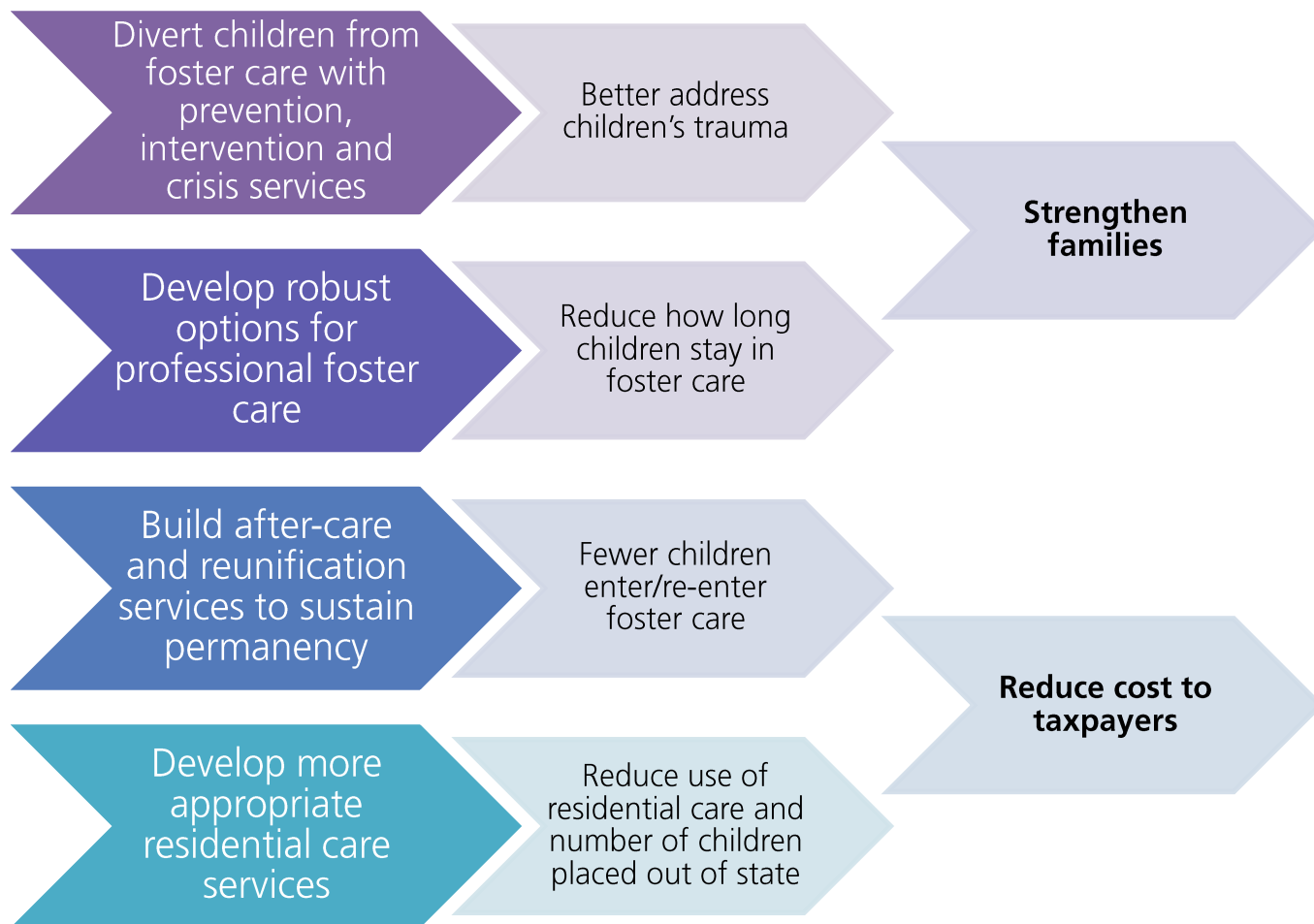
Source: ODJFS SACWIS special data run, received Dec. 2018. SFY13, 16, 18. Additional calculations by PCSAO.





# Reform Solution

## Children's Continuum of Care





# Reform Solution

- Learn more about the reform plan: [www.pcsao.org](http://www.pcsao.org)
- Check out who endorses the reform plan:  
Casey Family Programs, Ohio Children's Alliance, Ohio Family Care Association, Ohio United Way, Ohio Children's Defense Fund, Ohio Children's Hospital Association, Ohio Chapter – American Academy of Pediatrics, Voices for Ohio's Children, Kinnect, Family & Youth Law Center, & more!

## #FosterHope4OHKids



# Who We Are

PCSAO is a membership-driven association of Ohio's county Public Children Services Agencies that advocates for and promotes child protection program excellence and sound public policy for safe children, stable families, and supportive communities.



# Contact PCSAO for More Information

**Angela Sausser, Executive Director**  
**614-507-3113; [Angela@pcsao.org](mailto:Angela@pcsao.org)**

**Scott Britton, Assistant Director**  
**614-507-5483; [Scott@pcsao.org](mailto:Scott@pcsao.org)**

