

Wood



Population

130,492

- **Race:** White 92% • African American 3%
Multiracial 2% • Other 3%
- **Ethnicity:** Hispanic 5%

Child Population

26,418

Placement Rate

- Number of children in custody per 1,000 **3.7**

Per Capita Income

\$44,029

Poverty Rate

- All ages **14%**
- Children **11%**

Ohio Works First Child Only

- Children receiving child only benefit **435**
- Caregivers receive \$289/month for the first child and an increase for each additional sibling

Grandparents Raising Grandchildren

876

FAMILIES AND CHILDREN SERVED

2016 2018



Children placed out of home by the PCSA

67 97

JUVENILE COURT

2016 2018

Court timeliness

Cases pending beyond Supreme Court timeframes **3%** **3%**

Court custody

Children in custody of IV-E Juvenile Court **2** **1**

PERMANENCY

2016 2018

Children who gained permanency through

Reunification	5	10
Guardianship	2	1
Custody to relative	10	10
Adoption	4	2

Children waiting to be adopted **7** **9**

Children supported by Kinship Permanency Incentive Program **33** **65**

EMANCIPATED YOUTH

2016 2018

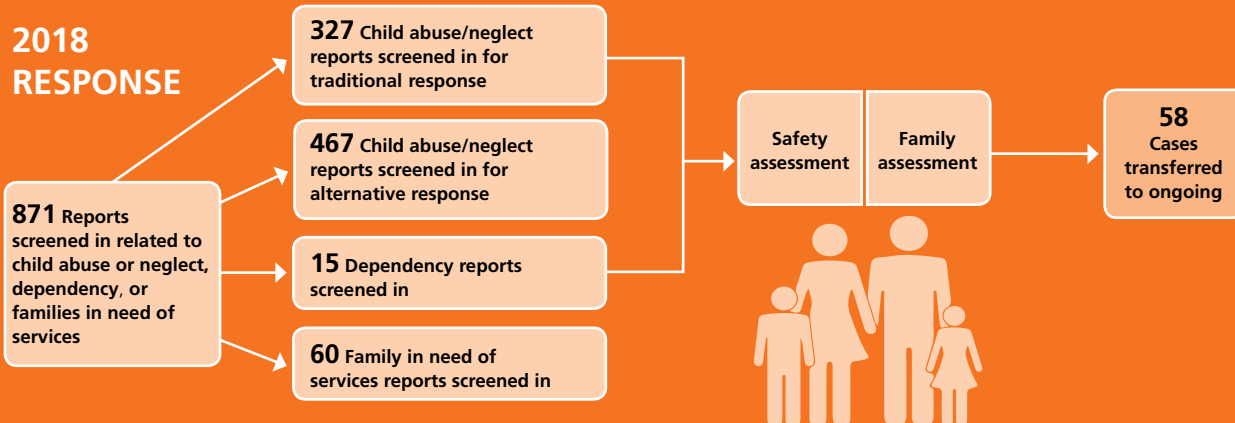
Youth aged out of care **4** **7**

Median # of days in custody before emancipation **719** **1,043**

Students received Chaffee ETV post-secondary education grants **0** **3**

Emancipated youth enrolled in Medicaid **20** **15**

2018 RESPONSE

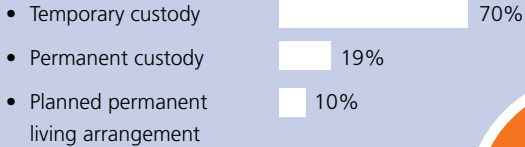


TYPES OF REPORTS

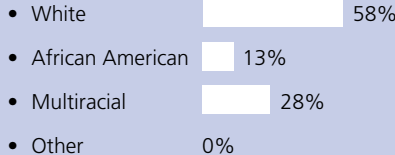
Physical abuse	150	17%
Neglect	335	38%
Sexual Abuse	100	11%
Emotional Maltreatment	11	1%
Multiple Allegations of Abuse/Neglect	181	21%
Family in Need of Services/Dependency/Other	94	11%
Total	871	100%

CHILDREN IN PCSA CUSTODY ON 7/1/2018


What type of custody?



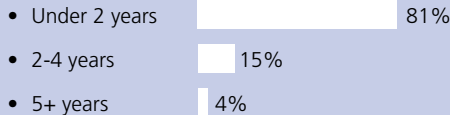
What Race?



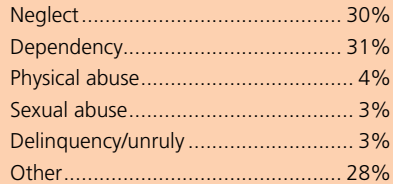
How old?



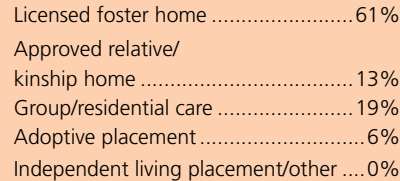
How long in custody?



Why removed from home?



Where are children placed?

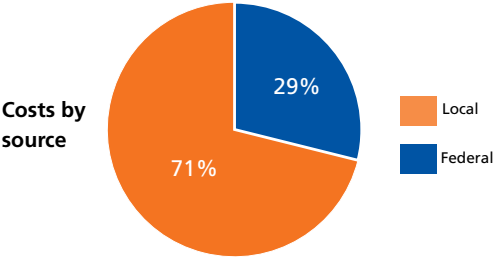


CONTACT INFORMATION

Wood County JFS
<http://www.woodcountyjfs.com/>
419-352-7566

PLACEMENT COSTS

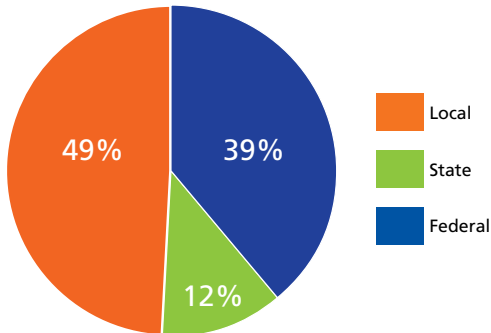
Total \$2,395,495



Costs by placement type

Licensed foster home	\$817,461
Group/residential care	\$1,578,034
Independent living placement/other	\$0

2018 PUBLIC CHILDREN SERVICES SPENDING



Total	\$5,844,844
Federal	\$2,265,659
State	\$722,503
Local	\$2,856,683

Of Ohio's 88 counties, Wood County did maintain a children services levy in 2018.

ADOPTION ASSISTANCE AND SUBSIDIES

Total \$281,840

