

Williams



Population

36,784

- **Race:** White 96% • African American 1%
Multiracial 1% • Other 2%
- **Ethnicity:** Hispanic 4%

Child Population

8,049

Placement Rate

- Number of children in custody per 1,000 **10.1**

Per Capita Income

\$38,784

Poverty Rate

- All ages **14%**
- Children **22%**

Ohio Works First Child Only


- Children receiving child only benefit **116**
- Caregivers receive \$289/month for the first child and an increase for each additional sibling

Grandparents Raising Grandchildren

260

FAMILIES AND CHILDREN SERVED

2016 2018



Children placed out of home by the PCSA

93 81

JUVENILE COURT

2016 2018

Court timeliness

Cases pending beyond Supreme Court timeframes **3% 0%**

Court custody

Children in custody of IV-E Juvenile Court **2 1**

PERMANENCY

2016 2018

Children who gained permanency through

Reunification	33	7
Guardianship	2	1
Custody to relative	10	8
Adoption	9	3

Children waiting to be adopted **9 1**

Children supported by Kinship Permanency Incentive Program **18 9**

EMANCIPATED YOUTH

2016 2018

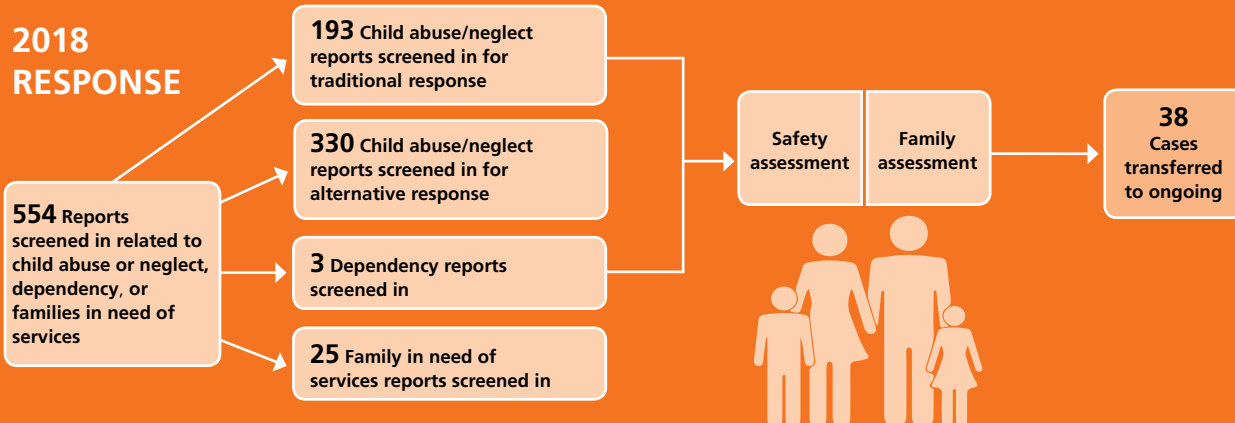
Youth aged out of care **1 0**

Median # of days in custody before emancipation **1,995 N/A**

Students received Chaffee ETV post-secondary education grants **0 1**

Emancipated youth enrolled in Medicaid **6 8**

2018 RESPONSE

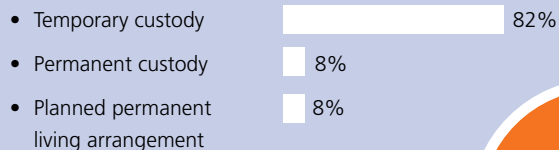


TYPES OF REPORTS


Physical abuse	161	29%
Neglect	91	16%
Sexual Abuse	66	12%
Emotional Maltreatment	5	1%
Multiple Allegations of Abuse/Neglect	199	36%
Family in Need of Services/Dependency/Other	32	6%
Total	554	100%

CHILDREN IN PCSA CUSTODY ON 7/1/2018

What type of custody?



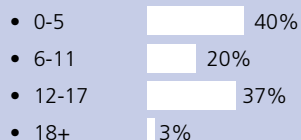
What Race?



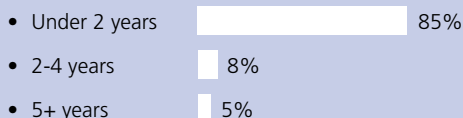
60

Children in Custody

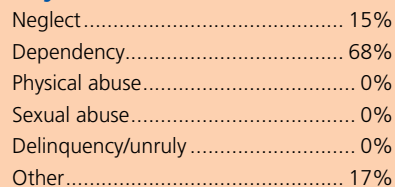
How old?



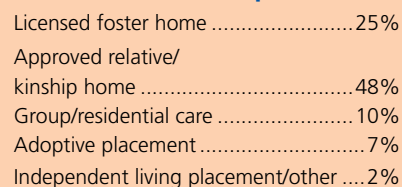
How long in custody?



Why removed from home?



Where are children placed?

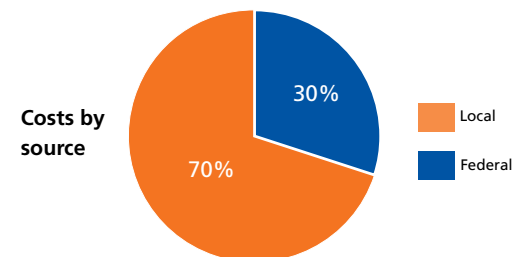


CONTACT INFORMATION

Williams County Department of Job and Family Services
http://www.co.williams.oh.us/Job&Family/wmscounty_djfs_2.htm
 419-636-6725

PLACEMENT COSTS

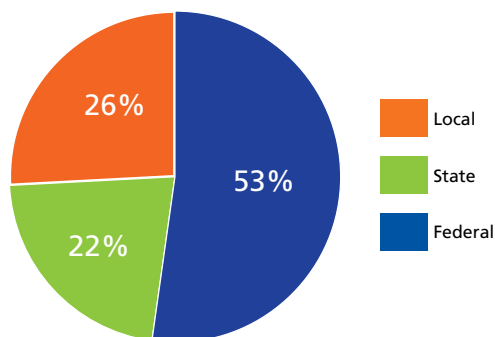
Total \$559,110



Costs by placement type

Licensed foster home	\$233,597
Group/residential care	\$325,406
Independent living placement/other	\$107

2018 PUBLIC CHILDREN SERVICES SPENDING



Total	\$1,874,083
Federal	\$984,283
State	\$407,942
Local	\$481,859

Of Ohio's 88 counties, Williams County did not maintain a children services levy in 2018.

ADOPTION ASSISTANCE AND SUBSIDIES

Total \$127,110

