

# Wayne



## Population

116,038

- **Race:** White 95% • African American 2%  
Multiracial 2% • Other 2%
- **Ethnicity:** Hispanic 2%

## Child Population

28,184

## Placement Rate

- Number of children in custody per 1,000 **6.6**

## Per Capita Income

\$38,908

## Poverty Rate

- All ages **13%**
- Children **19%**

## Ohio Works First Child Only


- Children receiving child only benefit **475**
- Caregivers receive \$289/month for the first child and an increase for each additional sibling

## Grandparents Raising Grandchildren

965

## FAMILIES AND CHILDREN SERVED

2016 2018



### Children placed out of home by the PCSA

193 185

## JUVENILE COURT

2016 2018

### Court timeliness

Cases pending beyond Supreme Court timeframes **0% 0%**

### Court custody

Wayne County is a member of the Multi-County Juvenile Attention System. Children in the custody of this system **21 2**

## PERMANENCY

2016 2018

Children who gained permanency through

Reunification	24	31
Guardianship	5	3
Custody to relative	22	22
Adoption	14	14

Children waiting to be adopted **24 34**

Children supported by Kinship Permanency Incentive Program **57 69**

## EMANCIPATED YOUTH

2016 2018

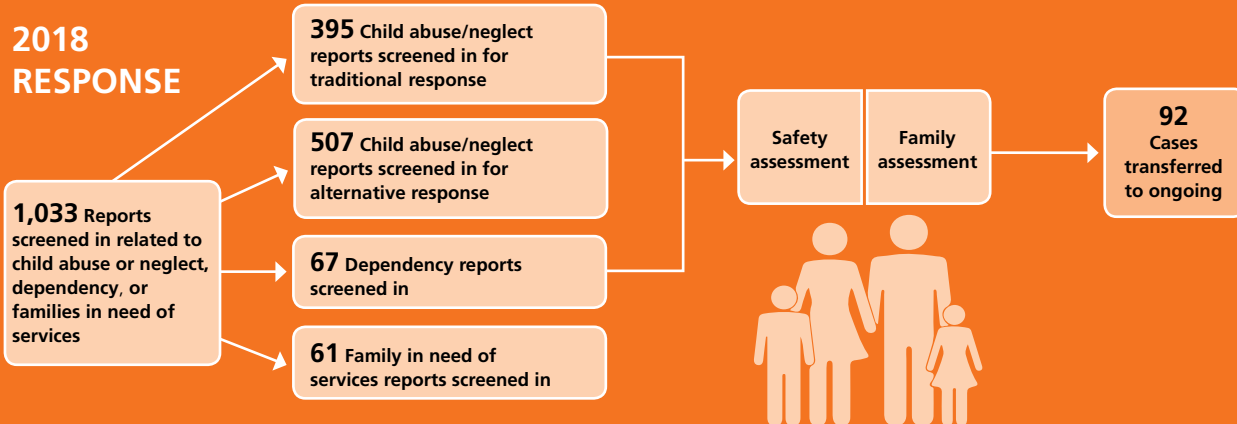
Youth aged out of care **14 8**

Median # of days in custody before emancipation **1,198 557**

Students received Chaffee ETV post-secondary education grants **2 3**

Emancipated youth enrolled in Medicaid **51 45**

## 2018 RESPONSE




## TYPES OF REPORTS

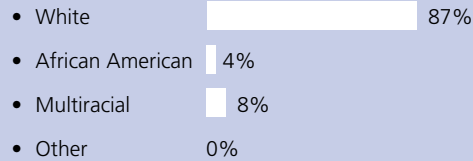
Physical abuse	254	25%
Neglect	309	30%
Sexual Abuse	131	13%
Emotional Maltreatment	34	3%
Multiple Allegations of Abuse/Neglect	160	15%
Family in Need of Services/Dependency/Other	145	14%
<b>Total</b>	<b>1,033</b>	<b>100%</b>

## CHILDREN IN PCSA CUSTODY ON 7/1/2018

### What type of custody?




### What Race?



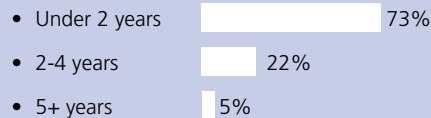
110

Children in Custody

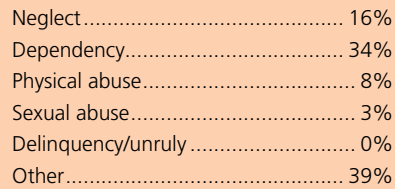
### How old?



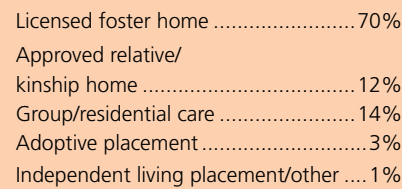
### How long in custody?



### Why removed from home?



### Where are children placed?

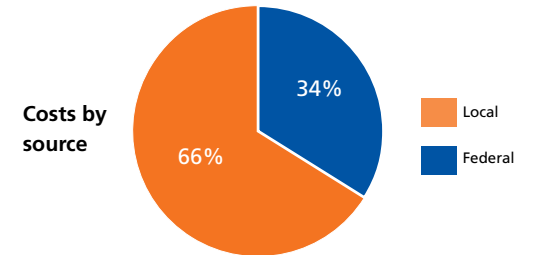


## CONTACT INFORMATION

Wayne County Children Services Board  
<http://www.waynecsb.org>  
 330-345-5340

## PLACEMENT COSTS

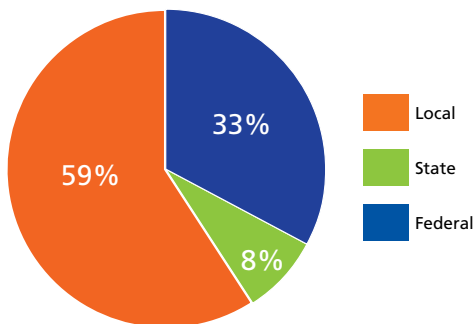
Total \$3,378,800



### Costs by placement type

Licensed foster home	\$1,427,491
Group/residential care	\$1,843,244
Independent living placement/other	\$108,064

## 2018 PUBLIC CHILDREN SERVICES SPENDING



<b>Total</b>	<b>\$8,634,132</b>
<b>Federal</b>	<b>\$2,831,364</b>
<b>State</b>	<b>\$668,753</b>
<b>Local</b>	<b>\$5,134,015</b>

Of Ohio's 88 counties, Wayne County did maintain a children services levy in 2018.

## ADOPTION ASSISTANCE AND SUBSIDIES

Total \$926,018

