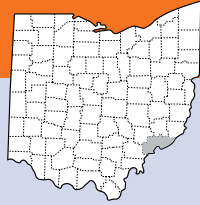


# Washington



## Population

60,418

- **Race:** White 96% • African American 1%  
Multiracial 1% • Other 1%
- **Ethnicity:** Hispanic 1%

## Child Population

11,434

## Placement Rate

- Number of children in custody per 1,000 **10.8**

## Per Capita Income

\$39,140

## Poverty Rate

- All ages **16%**
- Children **21%**

## Ohio Works First Child Only

- Children receiving child only benefit **294**
- Caregivers receive \$289/month for the first child and an increase for each additional sibling

## Grandparents Raising Grandchildren

543

## FAMILIES AND CHILDREN SERVED

2016 2018



Children placed out of home by the PCSA

91 124

## JUVENILE COURT

2016 2018

### Court timeliness

Cases pending beyond Supreme Court timeframes **6%** **2%**

## PERMANENCY

2016 2018

Children who gained permanency through

Reunification	10	13
Guardianship	2	5
Custody to relative	6	10
Adoption	7	9

Children waiting to be adopted **5** **24**

Children supported by Kinship Permanency Incentive Program **11** **19**

## EMANCIPATED YOUTH

2016 2018

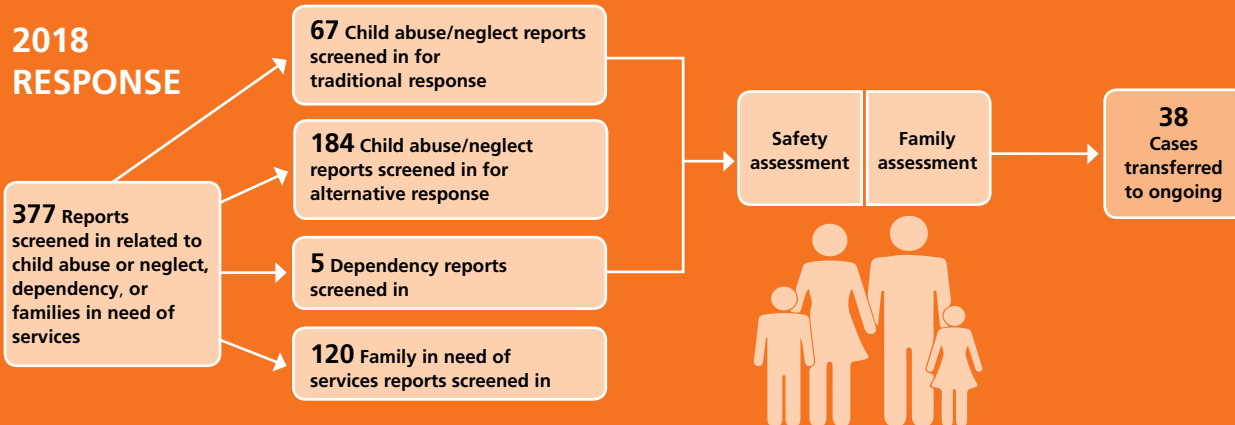
Youth aged out of care **3** **5**

Median # of days in custody before emancipation **1,089** **431**

Students received Chaffee ETV post-secondary education grants **1** **0**

Emancipated youth enrolled in Medicaid **13** **15**

## 2018 RESPONSE

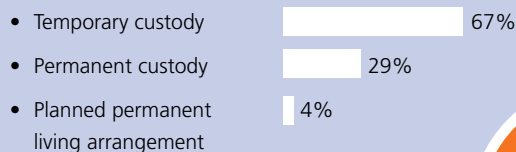


## TYPES OF REPORTS

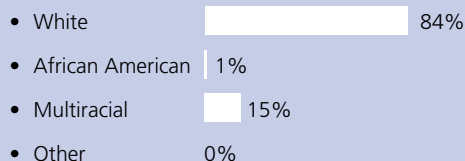
Physical abuse	95	25%
Neglect	68	18%
Sexual Abuse	28	7%
Emotional Maltreatment	2	1%
Multiple Allegations of Abuse/Neglect	54	14%
Family in Need of Services/Dependency/Other	130	34%
<b>Total</b>	<b>377</b>	<b>100%</b>

## CHILDREN IN PCSA CUSTODY ON 7/1/2018

### What type of custody?




### What Race?



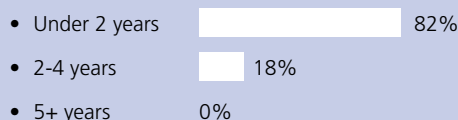
82

Children in Custody

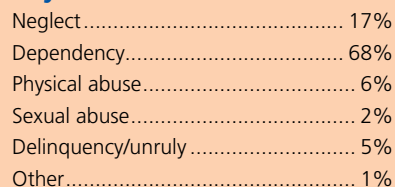
### How old?



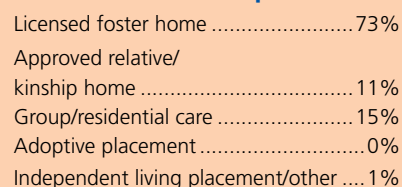
### How long in custody?



### Why removed from home?



### Where are children placed?

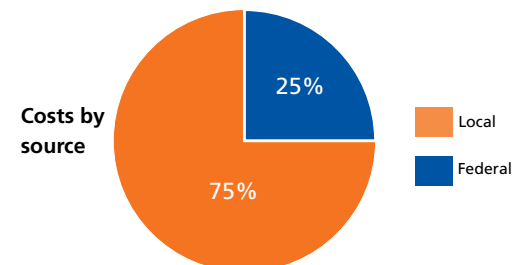


## CONTACT INFORMATION

Washington County Children Services  
[https://www.dcoffices.org/office/oh\\_45750\\_washington-county-children-services](https://www.dcoffices.org/office/oh_45750_washington-county-children-services)  
 740-373-3485

## PLACEMENT COSTS

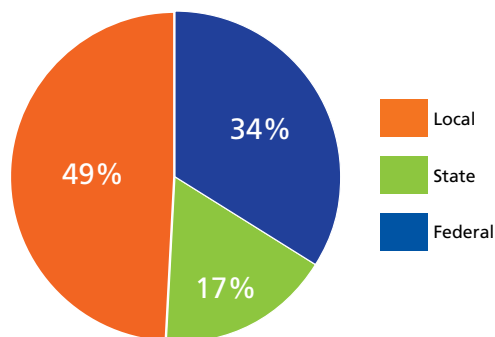
Total \$1,566,867



### Costs by placement type

Licensed foster home	\$700,812
Group/residential care	\$865,468
Independent living placement/other	\$588

## 2018 PUBLIC CHILDREN SERVICES SPENDING



<b>Total</b>	<b>\$4,389,073</b>
<b>Federal</b>	<b>\$1,485,984</b>
<b>State</b>	<b>\$750,068</b>
<b>Local</b>	<b>\$2,153,022</b>

Of Ohio's 88 counties, Washington County did not maintain a children services levy in 2018.

## ADOPTION ASSISTANCE AND SUBSIDIES

Total \$213,577

