

Warren



Population

228,882

- **Race:** White 89% • African American 4%
Multiracial 2% • Other 6%
- **Ethnicity:** Hispanic 3%

Child Population

57,385

Placement Rate

- Number of children in custody per 1,000 **6.0**

Per Capita Income

\$52,957

Poverty Rate

- All ages **5%**
- Children **7%**

Ohio Works First Child Only


- Children receiving child only benefit total not available for SFY 2018
- Caregivers receive \$289/month for the first child and an increase for each additional sibling

Grandparents Raising Grandchildren

1,446

FAMILIES AND CHILDREN SERVED

2016 2018



Children placed out of home by the PCSA

280 346

JUVENILE COURT

2016 2018

Court timeliness

Cases pending beyond Supreme Court timeframes **5%** **9%**

Court custody

Children in custody of IV-E Juvenile Court **1** **0**

PERMANENCY

2016 2018

Children who gained permanency through

Reunification	29	49
Guardianship	4	4
Custody to relative	20	38
Adoption	24	22

Children waiting to be adopted **23** **30**

Children supported by Kinship Permanency Incentive Program **81** **116**

EMANCIPATED YOUTH

2016 2018

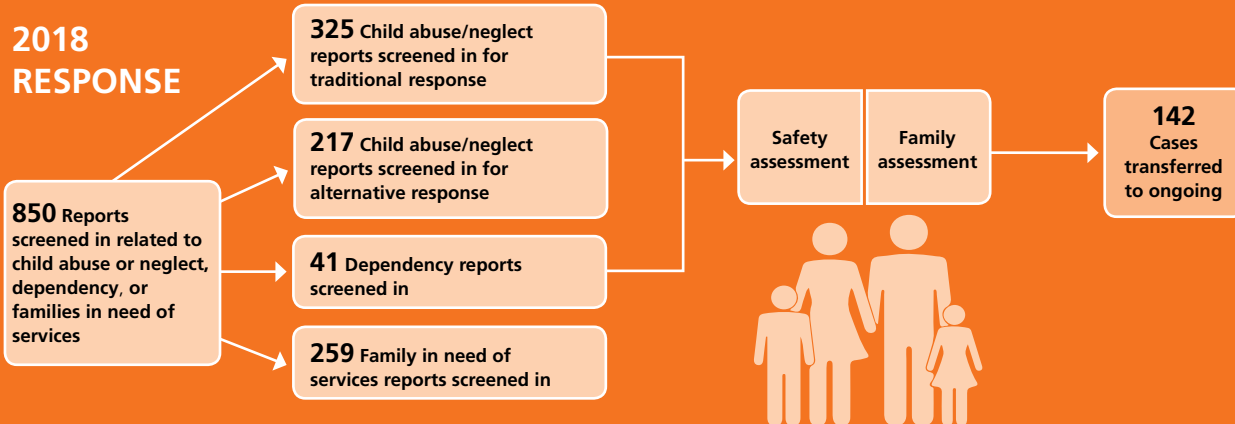
Youth aged out of care **13** **7**

Median # of days in custody before emancipation **546** **764**

Students received Chaffee ETV post-secondary education grants **1** **1**

Emancipated youth enrolled in Medicaid **35** **42**

2018 RESPONSE

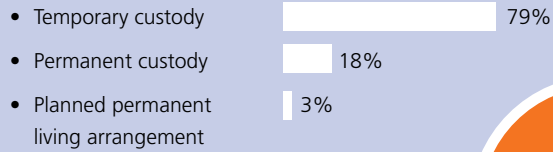


TYPES OF REPORTS

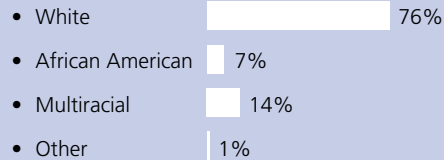
Physical abuse	194	23%
Neglect	165	19%
Sexual Abuse	100	12%
Emotional Maltreatment	1	0%
Multiple Allegations of Abuse/Neglect	76	9%
Family in Need of Services/Dependency/Other	314	37%
Total	850	100%

CHILDREN IN PCSA CUSTODY ON 7/1/2018

What type of custody?




What Race?



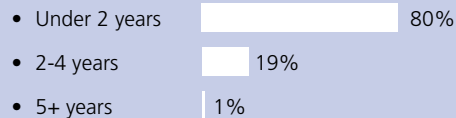
229

Children in Custody

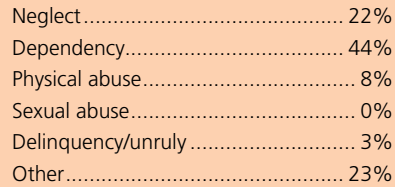
How old?



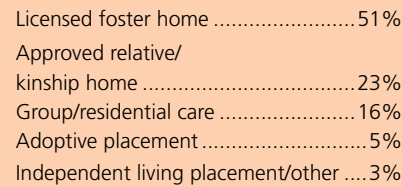
How long in custody?



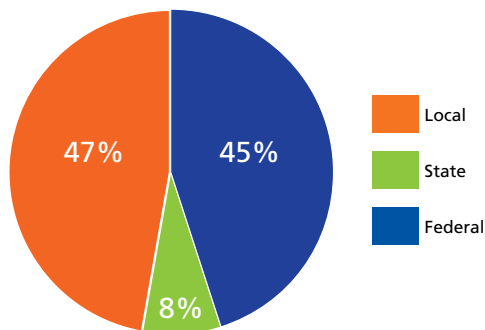
Why removed from home?



Where are children placed?



2018 PUBLIC CHILDREN SERVICES SPENDING



Total	\$8,408,134
Federal	\$3,777,284
State	\$700,007
Local	\$3,930,843

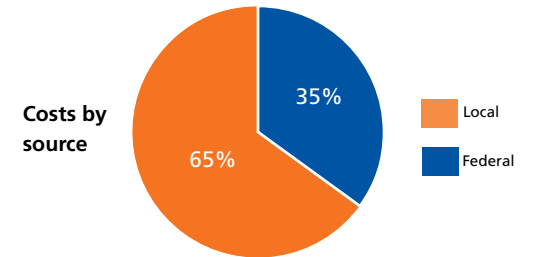
Of Ohio's 88 counties, Warren County did not maintain a children services levy in 2018.

CONTACT INFORMATION

Warren County Children Services
<http://www.co.warren.oh.us/ChildrenServices/>
 513-695-1546

PLACEMENT COSTS

Total \$4,894,712



Costs by placement type

Licensed foster home	\$2,072,654
Group/residential care	\$2,783,500
Independent living placement/other	\$38,558

ADOPTION ASSISTANCE AND SUBSIDIES

Total \$508,350

