

Vinton



Population

13,092

- **Race:** White 97% • African American 0%
Multiracial 3% • Other 0%
- **Ethnicity:** Hispanic 0%

Child Population

2,983

Placement Rate

- Number of children in custody per 1,000 **16.4**

Per Capita Income

\$31,177

Poverty Rate

- All ages **21%**
- Children **32%**

Ohio Works First Child Only

- Children receiving child only benefit* **1,592**
- Caregivers receive \$289/month for the first child and an increase for each additional sibling

Grandparents Raising Grandchildren

209

*Total is South Central Ohio DJFS, which includes Hocking, Ross and Vinton Counties.

FAMILIES AND CHILDREN SERVED

2016 2018



Children placed out of home by the PCSA

56 49

JUVENILE COURT

2016 2018

Court timeliness

Cases pending beyond Supreme Court timeframes 66% 63%

PERMANENCY

2016 2018

Children who gained permanency through

Reunification	14	10
Guardianship	2	1
Custody to relative	3	5
Adoption	2	0

Children waiting to be adopted 3 5

Children supported by Kinship Permanency Incentive Program 6 8

EMANCIPATED YOUTH

2016 2018

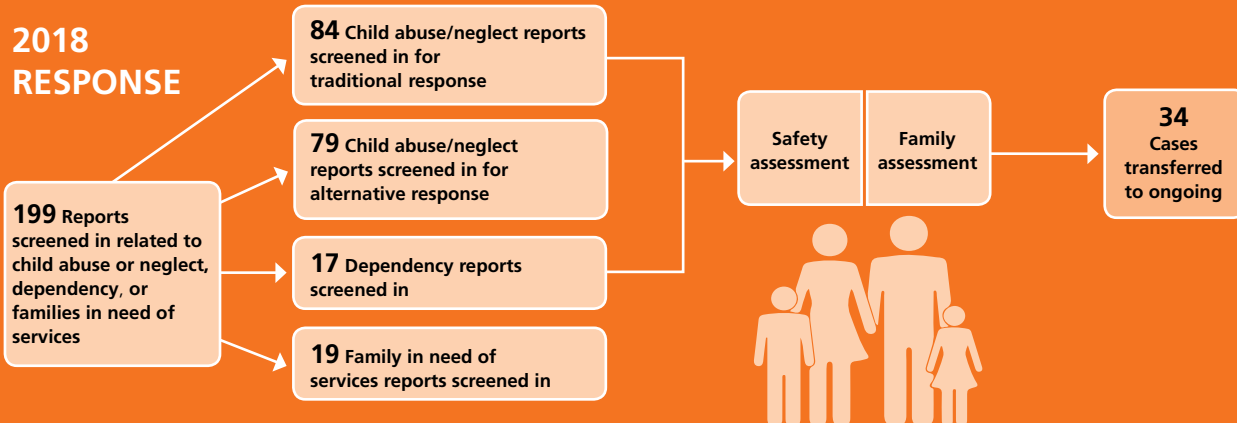
Youth aged out of care 3 0

Median # of days in custody before emancipation 1,637 N/A

Students received Chaffee ETV post-secondary education grants 0 1

Emancipated youth enrolled in Medicaid 17 13

2018 RESPONSE

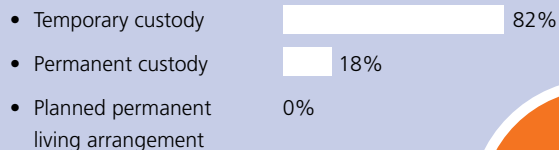


TYPES OF REPORTS

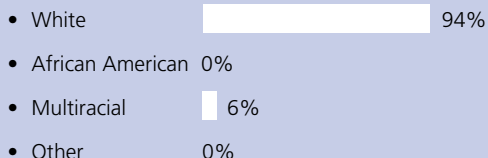
Physical abuse	55	28%
Neglect	44	22%
Sexual Abuse	18	9%
Emotional Maltreatment	2	1%
Multiple Allegations of Abuse/Neglect	40	20%
Family in Need of Services/Dependency/Other	40	20%
Total	199	100%

CHILDREN IN PCSA CUSTODY ON 7/1/2018

What type of custody?




What Race?



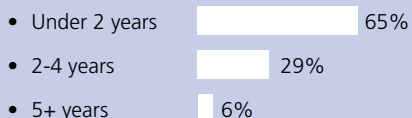
34

Children in Custody

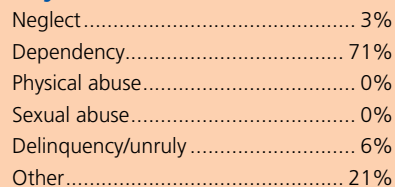
How old?



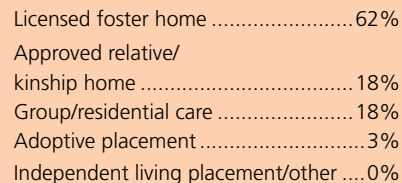
How long in custody?



Why removed from home?



Where are children placed?

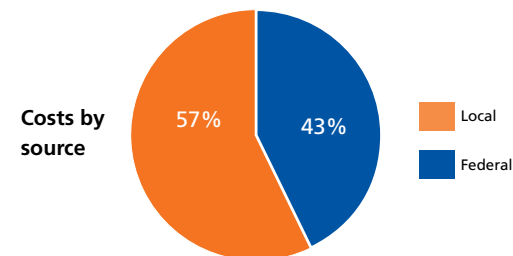


CONTACT INFORMATION

South Central Ohio JFS
740-596-2584

PLACEMENT COSTS

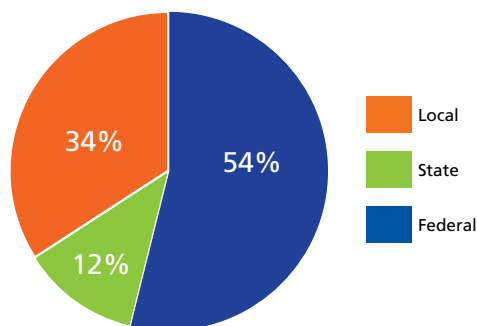
Total \$748,518



Costs by placement type

Licensed foster home	\$404,001
Group/residential care	\$344,517
Independent living placement/other	\$0

2018 PUBLIC CHILDREN SERVICES SPENDING



Total* **\$9,425,947**

Federal **\$5,077,237**

State **\$1,134,368**

Local **\$3,214,342**

*2018 Children Services Spending data are for South Central Ohio DJFS, which includes Hocking, Ross and Vinton Counties.

Of Ohio's 88 counties, Vinton County did maintain a children services levy in 2018.

ADOPTION ASSISTANCE AND SUBSIDIES

Total \$78,219

