

Union



Population

56,741

- **Race:** White 92% • African American 2%
Multiracial 2% • Other 4%
- **Ethnicity:** Hispanic 2%

Child Population

16,545

Placement Rate

- Number of children in custody per 1,000 **3.7**

Per Capita Income

\$46,547

Poverty Rate

- All ages **8%**
- Children **9%**

Ohio Works First Child Only


- Children receiving child only benefit **160**
- Caregivers receive \$289/month for the first child and an increase for each additional sibling

Grandparents Raising Grandchildren

293

FAMILIES AND CHILDREN SERVED

2016 2018



Children placed out of home by the PCSA

85 61

JUVENILE COURT

2016 2018

Court timeliness

Cases pending beyond Supreme Court timeframes **9% 37%**

PERMANENCY

2016 2018

Children who gained permanency through

Reunification	19	17
Guardianship	3	2
Custody to relative	14	14
Adoption	3	2

Children waiting to be adopted **3 8**

Children supported by Kinship Permanency Incentive Program **9 9**

EMANCIPATED YOUTH

2016 2018

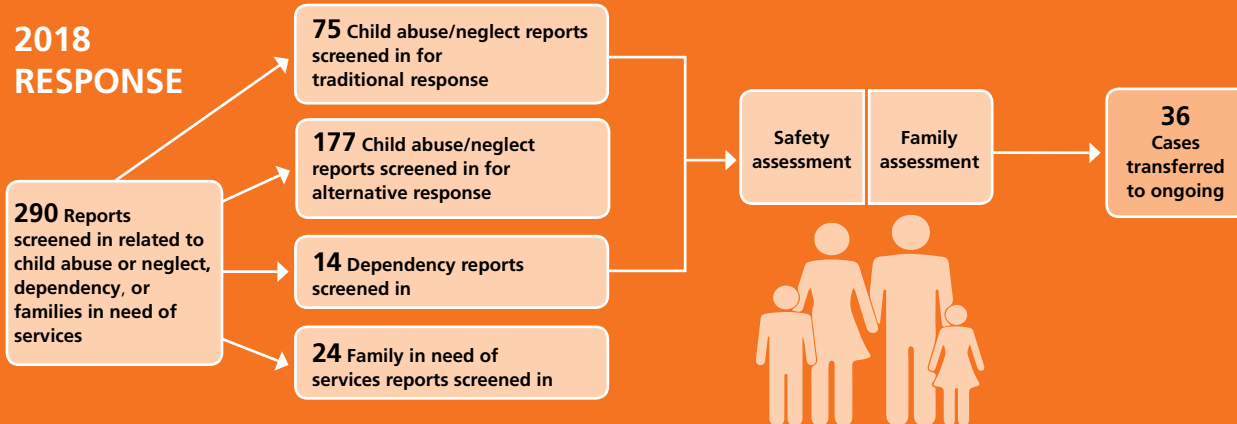
Youth aged out of care **2 3**

Median # of days in custody before emancipation **484 629**

Students received Chaffee ETV post-secondary education grants **3 1**

Emancipated youth enrolled in Medicaid **24 24**

2018 RESPONSE



TYPES OF REPORTS

Physical abuse	83	29%
Neglect	66	23%
Sexual Abuse	22	8%
Emotional Maltreatment	5	2%
Multiple Allegations of Abuse/Neglect	75	26%
Family in Need of Services/Dependency/Other	39	13%
Total	290	100%

CHILDREN IN PCSA CUSTODY ON 7/1/2018

What type of custody?

- Temporary custody 55%
- Permanent custody 36%
- Planned permanent living arrangement 9%

What Race?

- White 77%
- African American 23%
- Multiracial 0%
- Other 0%



How old?

- 0-5 32%
- 6-11 32%
- 12-17 36%
- 18+ 0%

How long in custody?

- Under 2 years 64%
- 2-4 years 27%
- 5+ years 9%

Why removed from home?



- Neglect..... 23%
- Dependency..... 18%
- Physical abuse..... 36%
- Sexual abuse..... 0%
- Delinquency/unruly..... 9%
- Other..... 5%

Where are children placed?



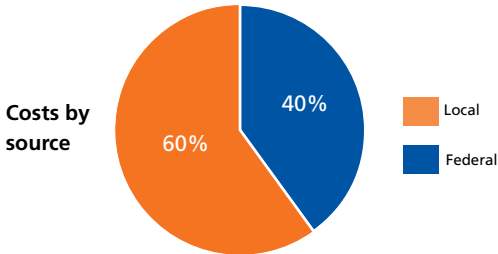
- Licensed foster home 77%
- Approved relative/kinship home 14%
- Group/residential care 9%
- Adoptive placement 0%
- Independent living placement/other 0%

CONTACT INFORMATION

Union County Job and Family Services
<http://www.co.union.oh.us/>
 Department-of-Job-Family-Services/
 937-644-1010

PLACEMENT COSTS

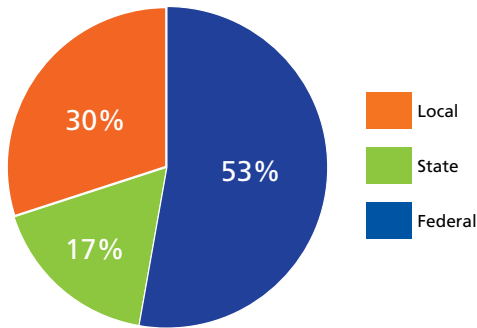
Total \$529,365



Costs by placement type

Licensed foster home	\$326,720
Group/residential care	\$202,645
Independent living placement/other	\$0

2018 PUBLIC CHILDREN SERVICES SPENDING



Total	\$2,138,815
Federal	\$1,135,392
State	\$369,412
Local	\$634,011

Of Ohio's 88 counties, Union County did not maintain a children services levy in 2018.

ADOPTION ASSISTANCE AND SUBSIDIES

Total \$209,145

