



Trumbull



Population

200,380

- **Race:** White 89% • African American 8%
Multiracial 2% • Other 1%
- **Ethnicity:** Hispanic 2%

Child Population

40,908

Placement Rate

- Number of children in custody per 1,000 **6.1**

Per Capita Income

\$37,781

Poverty Rate

- All ages **18%**
- Children **30%**

Ohio Works First Child Only

- Children receiving child only benefit **1,490**
- Caregivers receive \$289/month for the first child and an increase for each additional sibling

Grandparents Raising Grandchildren

1,994

FAMILIES AND CHILDREN SERVED

2016 2018



Children placed out of home by the PCSA

296 249

JUVENILE COURT

2016 2018

Court timeliness

Cases pending beyond Supreme Court timeframes **17%** **2%**

Court custody

Children in custody of IV-E Juvenile Court **2** **0**

PERMANENCY

2016 2018

Children who gained permanency through

Reunification	58	50
Guardianship	1	0
Custody to relative	49	42
Adoption	27	25

Children waiting to be adopted **35** **25**

Children supported by Kinship Permanency Incentive Program **279** **270**

EMANCIPATED YOUTH

2016 2018

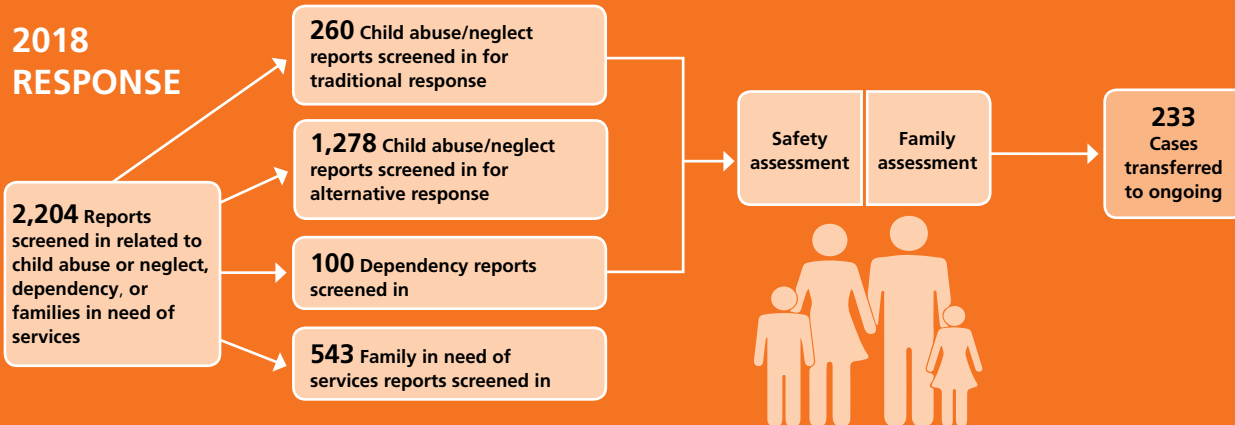
Youth aged out of care **12** **9**

Median # of days in custody before emancipation **774** **1,448**

Students received Chaffee ETV post-secondary education grants **5** **3**

Emancipated youth enrolled in Medicaid **42** **43**

2018 RESPONSE

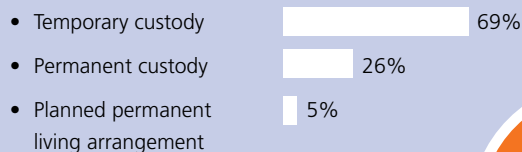


TYPES OF REPORTS

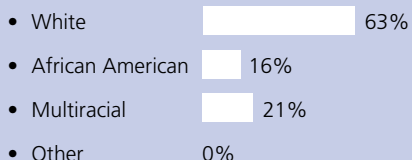
Physical abuse	604	27%
Neglect	616	28%
Sexual Abuse	146	7%
Emotional Maltreatment	9	0%
Multiple Allegations of Abuse/Neglect	139	6%
Family in Need of Services/Dependency/Other	690	31%
Total	2,204	100%

CHILDREN IN PCSA CUSTODY ON 7/1/2018

What type of custody?



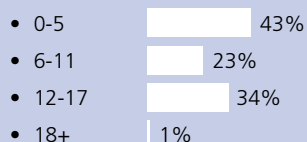
What Race?



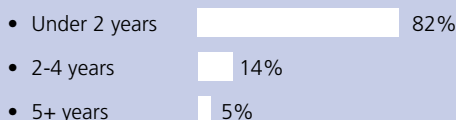
131

Children in Custody

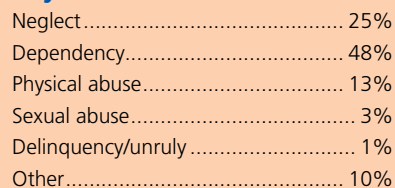
How old?



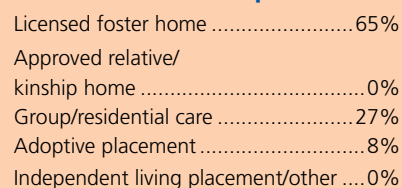
How long in custody?



Why removed from home?



Where are children placed?

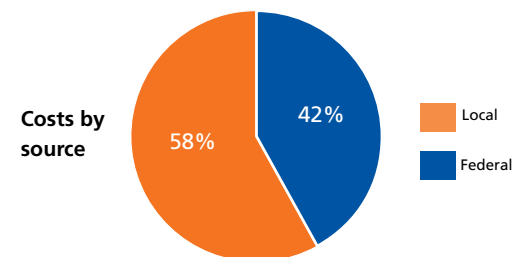


CONTACT INFORMATION

Trumbull County Children Services
<http://www.trumbullcsb.com>
 330-372-2010

PLACEMENT COSTS

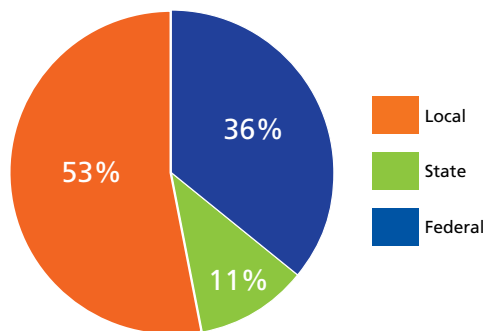
Total \$5,224,805



Costs by placement type

Licensed foster home	\$1,612,821
Group/residential care	\$3,598,534
Independent living placement/other	\$13,450

2018 PUBLIC CHILDREN SERVICES SPENDING



Total	\$16,855,057
Federal	\$6,134,438
State	\$1,790,242
Local	\$8,930,377

Of Ohio's 88 counties, Trumbull County did maintain a children services levy in 2018.

ADOPTION ASSISTANCE AND SUBSIDIES

Total \$2,034,198

