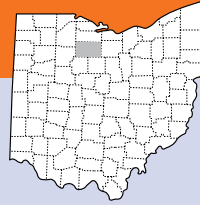


Seneca



Population

55,243

- **Race:** White 94% • African American 2%
Multiracial 2% • Other 1%
- **Ethnicity:** Hispanic 5%

Child Population

12,067

Placement Rate

- Number of children in custody per 1,000 **1.9**

Per Capita Income

\$38,203

Poverty Rate

- All ages **16%**
- Children **25%**

Ohio Works First Child Only

- Children receiving child only benefit **280**
- Caregivers receive \$289/month for the first child and an increase for each additional sibling

Grandparents Raising Grandchildren

340

FAMILIES AND CHILDREN SERVED

2016 2018



Children placed out of home by the PCSA

18 23

JUVENILE COURT

2016 2018

Court timeliness

Cases pending beyond Supreme Court timeframes **17%** **10%**

PERMANENCY

2016 2018

Children who gained permanency through

Reunification	5	5
Guardianship	1	1
Custody to relative	2	3
Adoption	3	0

Children waiting to be adopted **3** **3**

Children supported by Kinship Permanency Incentive Program **43** **73**

EMANCIPATED YOUTH

2016 2018

Youth aged out of care **0** **0**

Median # of days in custody before emancipation **N/A** **N/A**

Students received Chaffee ETV post-secondary education grants **1** **0**

Emancipated youth enrolled in Medicaid **9** **7**

2018 RESPONSE

368 Reports screened in related to child abuse or neglect, dependency, or families in need of services

108 Child abuse/neglect reports screened in for traditional response

208 Child abuse/neglect reports screened in for alternative response

14 Dependency reports screened in

37 Family in need of services reports screened in

Safety assessment Family assessment

23 Cases transferred to ongoing




TYPES OF REPORTS

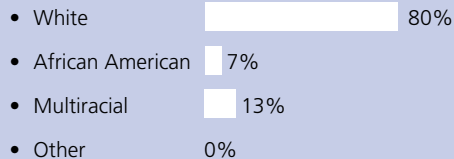
Physical abuse	180	49%
Neglect	45	12%
Sexual Abuse	40	11%
Emotional Maltreatment	1	0%
Multiple Allegations of Abuse/Neglect	44	12%
Family in Need of Services/Dependency/Other	58	16%
Total	368	100%

CHILDREN IN PCSA CUSTODY ON 7/1/2018

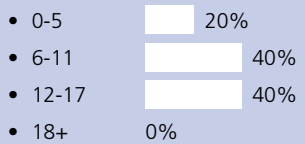
What type of custody?




What Race?



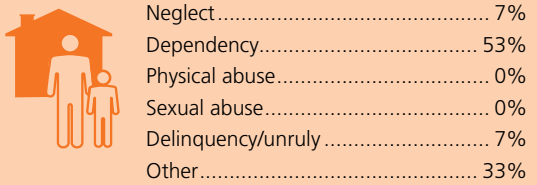
How old?



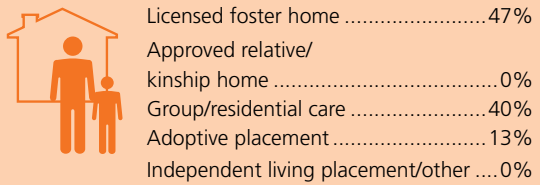
How long in custody?



Why removed from home?



Where are children placed?

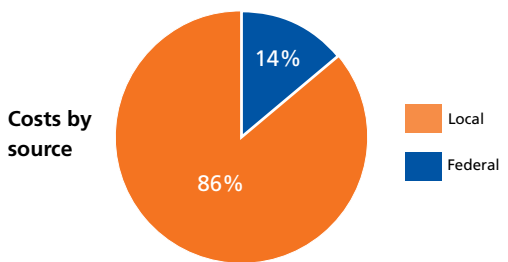


CONTACT INFORMATION

Seneca County Department of Job and Family Services
<http://www.djfs.co.seneca.oh.us/family-resources/protective-services/children-services/>
 419-447-5011

PLACEMENT COSTS

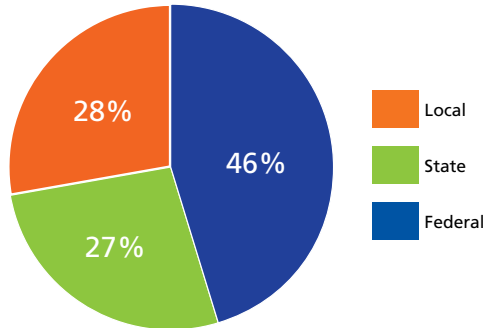
Total \$578,913



Costs by placement type

Licensed foster home	\$115,630
Group/residential care	\$463,283
Independent living placement/other	\$0

2018 PUBLIC CHILDREN SERVICES SPENDING



Total	\$2,260,409
Federal	\$1,035,550
State	\$603,037
Local	\$621,821

Of Ohio's 88 counties, Seneca County did not maintain a children services levy in 2018.

ADOPTION ASSISTANCE AND SUBSIDIES

Total \$329,605

