

# Sandusky



## Population

59,195

- **Race:** White 91% • African American 3%  
Multiracial 2% • Other 4%
- **Ethnicity:** Hispanic 10%

## Child Population

13,215

## Placement Rate

- Number of children in custody per 1,000 **5.3**

## Per Capita Income

\$38,843

## Poverty Rate

- All ages **13%**
- Children **20%**

## Ohio Works First Child Only

- Children receiving child only benefit **305**
- Caregivers receive \$289/month for the first child and an increase for each additional sibling

## Grandparents Raising Grandchildren

731

## FAMILIES AND CHILDREN SERVED

2016 2018



Children placed out of home by the PCSA

78 70

## JUVENILE COURT

2016 2018

### Court timeliness

Cases pending beyond Supreme Court timeframes **3%** **1%**

## PERMANENCY

2016 2018

Children who gained permanency through

Reunification	14	3
Guardianship	1	0
Custody to relative	5	9
Adoption	15	4

Children waiting to be adopted **5** **17**

Children supported by Kinship Permanency Incentive Program **32** **38**

## EMANCIPATED YOUTH

2016 2018

Youth aged out of care **2** **4**

Median # of days in custody before emancipation **636** **970**

Students received Chaffee ETV post-secondary education grants **0** **1**

Emancipated youth enrolled in Medicaid **12** **8**

## 2018 RESPONSE

289 Reports screened in related to child abuse or neglect, dependency, or families in need of services

108 Child abuse/neglect reports screened in for traditional response

120 Child abuse/neglect reports screened in for alternative response

29 Dependency reports screened in

32 Family in need of services reports screened in

Safety assessment Family assessment

54 Cases transferred to ongoing




## TYPES OF REPORTS

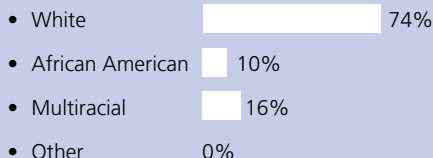
Physical abuse	140	48%
Neglect	33	11%
Sexual Abuse	47	16%
Emotional Maltreatment	0	0%
Multiple Allegations of Abuse/Neglect	7	2%
Family in Need of Services/Dependency/Other	62	21%
<b>Total</b>	<b>289</b>	<b>100%</b>

## CHILDREN IN PCSA CUSTODY ON 7/1/2018

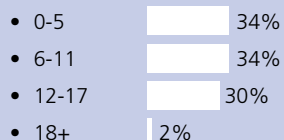
### What type of custody?



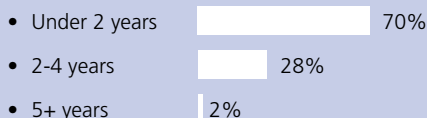
### What Race?



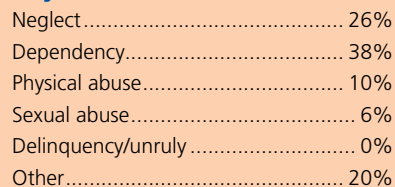
### How old?



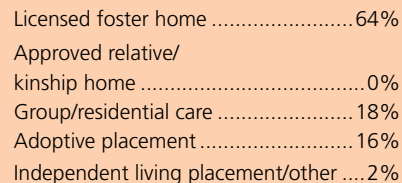
### How long in custody?



### Why removed from home?



### Where are children placed?

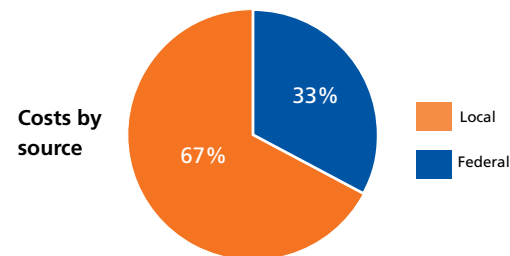


## CONTACT INFORMATION

Sandusky County Job and Family Services  
<http://www.sanduskycountydjfs.org>  
 419-334-3891

## PLACEMENT COSTS

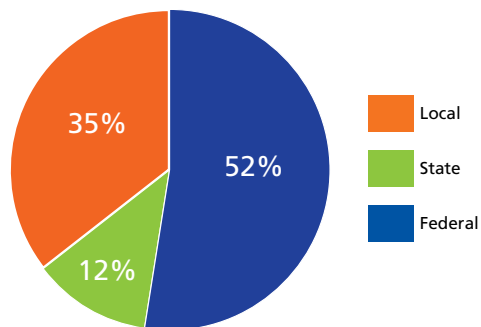
Total \$1,967,111



### Costs by placement type

Licensed foster home	\$791,601
Group/residential care	\$1,174,563
Independent living placement/other	\$947

## 2018 PUBLIC CHILDREN SERVICES SPENDING



<b>Total</b>	<b>\$5,514,099</b>
<b>Federal</b>	<b>\$2,353,903</b>
<b>State</b>	<b>\$561,989</b>
<b>Local</b>	<b>\$1,598,207</b>

Of Ohio's 88 counties, Sandusky County did not maintain a children services levy in 2018.

## ADOPTION ASSISTANCE AND SUBSIDIES

Total \$206,311

