

Putnam



Population

33,878

- **Race:** White 95% • African American 0%
Multiracial 1% • Other 4%
- **Ethnicity:** Hispanic 6%

Child Population

8,530

Placement Rate

- Number of children in custody per 1,000 **1.4**

Per Capita Income

\$44,953

Poverty Rate

- All ages **8%**
- Children **11%**

Ohio Works First Child Only


- Children receiving child only benefit **91**
- Caregivers receive \$289/month for the first child and an increase for each additional sibling

Grandparents Raising Grandchildren

255

FAMILIES AND CHILDREN SERVED

2016 2018



Children placed out of home by the PCSA

16 12

JUVENILE COURT

2016 2018

Court timeliness

Cases pending beyond Supreme Court timeframes **32%** **39%**

PERMANENCY

2016 2018

Children who gained permanency through

Reunification	2	1
Guardianship	0	0
Custody to relative	4	2
Adoption	0	0

Children waiting to be adopted **0** **2**

Children supported by Kinship Permanency Incentive Program **6** **5**

EMANCIPATED YOUTH

2016 2018

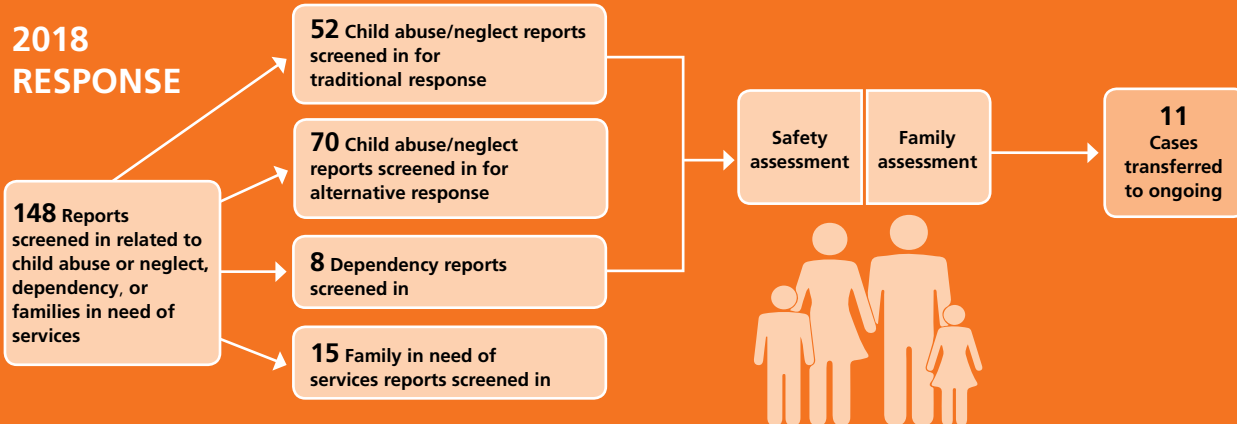
Youth aged out of care **1** **1**

Median # of days in custody before emancipation **3,110** **764**

Students received Chaffee ETV post-secondary education grants **0** **0**

Emancipated youth enrolled in Medicaid **6** **6**

2018 RESPONSE



TYPES OF REPORTS

Physical abuse	28	19%
Neglect	47	32%
Sexual Abuse	30	20%
Emotional Maltreatment	0	0%
Multiple Allegations of Abuse/Neglect	13	9%
Family in Need of Services/Dependency/Other	30	20%
Total	148	100%

CHILDREN IN PCSA CUSTODY ON 7/1/2018

What type of custody?

- Temporary custody 29%
- Permanent custody 29%
- Planned permanent living arrangement 43%

What Race?

- White 86%
- African American 0%
- Multiracial 14%
- Other 0%



How old?

- 0-5 14%
- 6-11 0%
- 12-17 57%
- 18+ 29%

How long in custody?

- Under 2 years 86%
- 2-4 years 0%
- 5+ years 14%

Why removed from home?



- Neglect..... 0%
- Dependency..... 57%
- Physical abuse..... 14%
- Sexual abuse..... 0%
- Delinquency/unruly..... 14%
- Other..... 14%

Where are children placed?



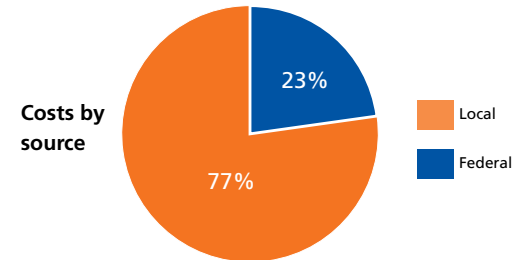
- Licensed foster home43%
- Approved relative/kinship home0%
- Group/residential care57%
- Adoptive placement0%
- Independent living placement/other0%

CONTACT INFORMATION

Putnam County Job and Family Services
<http://www.putnamcountyohio.gov/CountyAgencies/JobFamilyServices.aspx>
 419-538-4580

PLACEMENT COSTS

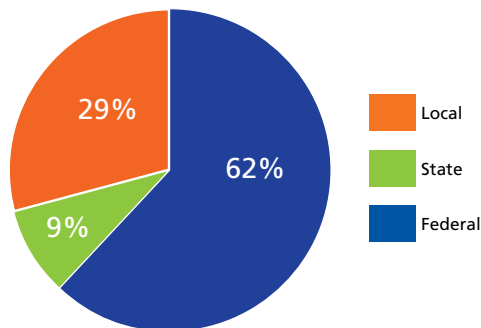
Total \$301,268



Costs by placement type

Licensed foster home	\$81,002
Group/residential care	\$220,266
Independent living placement/other	\$0

2018 PUBLIC CHILDREN SERVICES SPENDING



Total	\$827,792
Federal	\$513,741
State	\$72,271
Local	\$241,780

Of Ohio's 88 counties, Putnam County did not maintain a children services levy in 2018.

ADOPTION ASSISTANCE AND SUBSIDIES

Total \$21,483

