

Perry



Population

36,024

• **Race:** White 97% • African American 0%
Multiracial 2% • Other 1%

• **Ethnicity:** Hispanic 1%

Child Population

8,812

Placement Rate

• Number of children in custody per 1,000 **11.5**

Per Capita Income

\$34,299

Poverty Rate

• All ages **21%**
• Children **28%**

Ohio Works First Child Only

• Children receiving child only benefit **455**
• Caregivers receive \$289/month for the first child and an increase for each additional sibling

Grandparents Raising Grandchildren

538

FAMILIES AND CHILDREN SERVED

2016 2018



Children placed out of home by the PCSA

122 101

JUVENILE COURT

2016 2018

Court timeliness

Cases pending beyond Supreme Court timeframes **32%** **34%**

Court custody

Children in custody of IV-E Juvenile Court **0** **0**

PERMANENCY

2016 2018

Children who gained permanency through

Reunification	42	28
Guardianship	1	3
Custody to relative	31	18
Adoption	7	2

Children waiting to be adopted **6** **7**

Children supported by Kinship Permanency Incentive Program **97** **122**

EMANCIPATED YOUTH

2016 2018

Youth aged out of care **1** **1**

Median # of days in custody before emancipation **2,154** **1,449**

Students received Chaffee ETV post-secondary education grants **0** **0**

Emancipated youth enrolled in Medicaid **19** **18**

2018 RESPONSE

177 Reports screened in related to child abuse or neglect, dependency, or families in need of services

133 Child abuse/neglect reports screened in for traditional response

1 Child abuse/neglect report screened in for alternative response

19 Dependency reports screened in

22 Family in need of services reports screened in

Safety assessment Family assessment

39 Cases transferred to ongoing

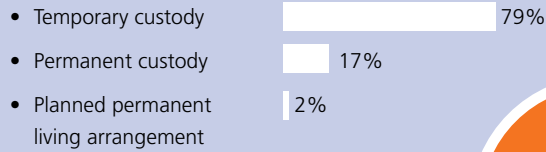


TYPES OF REPORTS

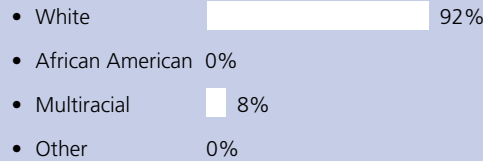
Physical abuse	52	29%
Neglect	42	24%
Sexual Abuse	20	11%
Emotional Maltreatment	2	1%
Multiple Allegations of Abuse/Neglect	17	10%
Family in Need of Services/Dependency/Other	44	25%
Total	177	100%

CHILDREN IN PCSA CUSTODY ON 7/1/2018

What type of custody?




What Race?



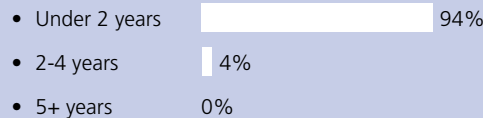
52

Children in Custody

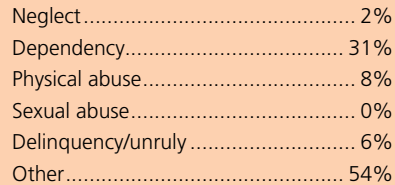
How old?



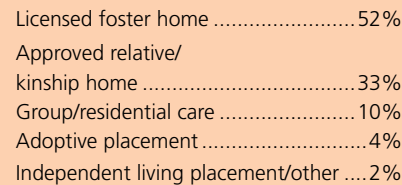
How long in custody?



Why removed from home?



Where are children placed?

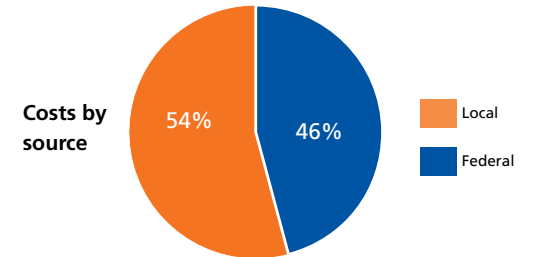


CONTACT INFORMATION

Perry County Children Services
<http://perrycountyohio.net/agencies-and-offices/perry-county-children-s-service>
 740-342-3836

PLACEMENT COSTS

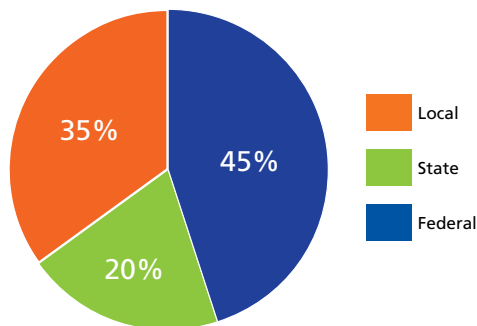
Total \$788,052



Costs by placement type

Licensed foster home	\$490,902
Group/residential care	\$296,850
Independent living placement/other	\$300

2018 PUBLIC CHILDREN SERVICES SPENDING



Total	\$2,519,011
Federal	\$1,133,416
State	\$506,964
Local	\$878,632

Of Ohio's 88 counties, Perry County did maintain a children services levy in 2018.

ADOPTION ASSISTANCE AND SUBSIDIES

Total \$331,619

