

Morrow



Population **34,994**

- **Race:** White 98% • African American 1%
Multiracial 2% • Other 0%

- **Ethnicity:** Hispanic 1%

Child Population **8,650**

Placement Rate **7.3**

- Number of children in custody per 1,000

Per Capita Income **\$34,591**

Poverty Rate **11%**

- All ages **11%**
- Children **15%**


Ohio Works First Child Only **219**

- Children receiving child only benefit
- Caregivers receive \$289/month for the first child and an increase for each additional sibling

Grandparents Raising Grandchildren **601**

FAMILIES AND CHILDREN SERVED

2016 2018



Children placed out of home by the PCSA **45 63**

JUVENILE COURT

2016 2018

Court timeliness
Cases pending beyond Supreme Court timeframes **52% 25%**

PERMANENCY

2016 2018

Children who gained permanency through

Reunification	8	5
Guardianship	0	2
Custody to relative	3	9
Adoption	7	1

Children waiting to be adopted **1 7**

Children supported by Kinship Permanency Incentive Program **29 29**

EMANCIPATED YOUTH

2016 2018

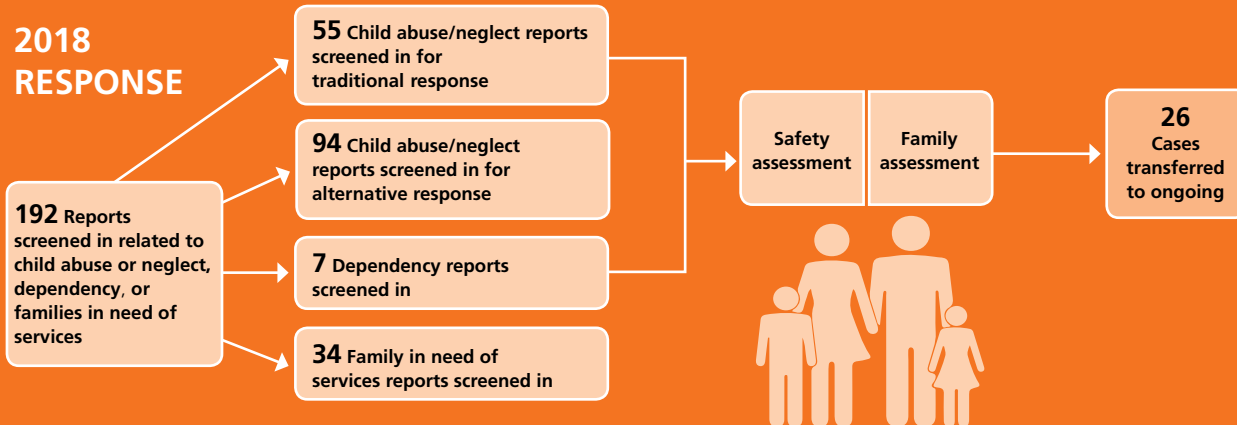
Youth aged out of care **1 4**

Median # of days in custody before emancipation **1,347 493**

Students received Chaffee ETV post-secondary education grants **1 0**

Emancipated youth enrolled in Medicaid **13 9**

2018 RESPONSE




TYPES OF REPORTS

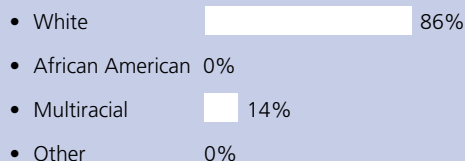
Physical abuse	40	21%
Neglect	52	27%
Sexual Abuse	37	19%
Emotional Maltreatment	3	2%
Multiple Allegations of Abuse/Neglect	17	9%
Family in Need of Services/Dependency/Other	43	22%
Total	192	100%

CHILDREN IN PCSA CUSTODY ON 7/1/2018

What type of custody?



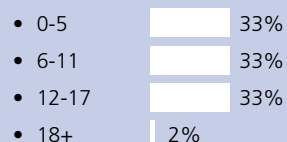
What Race?



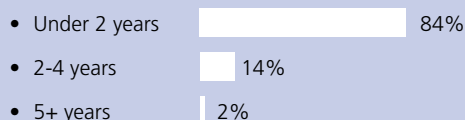
43

Children in Custody

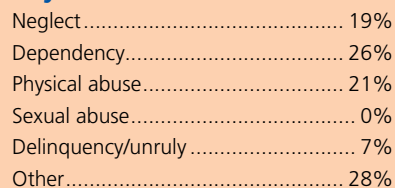
How old?



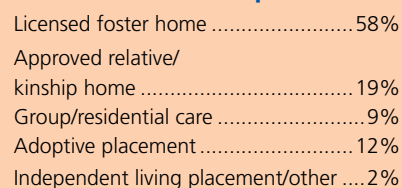
How long in custody?



Why removed from home?



Where are children placed?

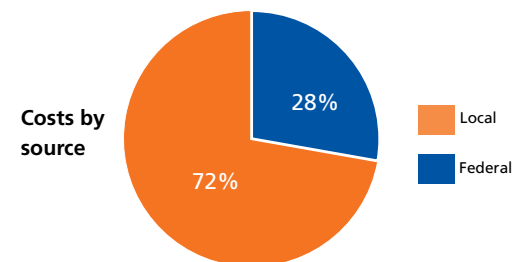


CONTACT INFORMATION

Morrow County Job and Family Services
<http://jfs.morrowcountyohio.gov/>
 419-947-9111

PLACEMENT COSTS

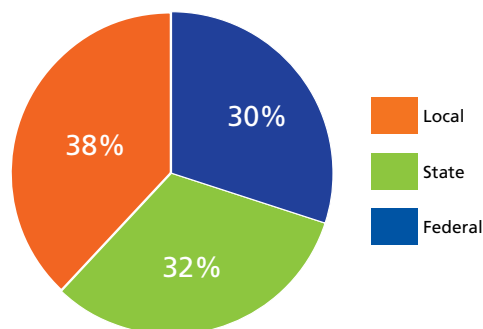
Total \$641,109



Costs by placement type

Licensed foster home	\$498,625
Group/residential care	\$134,194
Independent living placement/other	\$8,290

2018 PUBLIC CHILDREN SERVICES SPENDING



Total	\$2,396,341
Federal	\$718,686
State	\$768,869
Local	\$908,787

Of Ohio's 88 counties, Morrow County did not maintain a children services levy in 2018.

ADOPTION ASSISTANCE AND SUBSIDIES

Total \$79,435

