

Morgan



Population

14,709

- **Race:** White 93% • African American 3%
Multiracial 3% • Other 1%
- **Ethnicity:** Hispanic 1%

Child Population

3,121

Placement Rate

- Number of children in custody per 1,000 **6.7**

Per Capita Income

\$30,061

Poverty Rate

- All ages **20%**
- Children **29%**

Ohio Works First Child Only

- Children receiving child only benefit **125**
- Caregivers receive \$289/month for the first child and an increase for each additional sibling

Grandparents Raising Grandchildren

202

FAMILIES AND CHILDREN SERVED

2016 2018



Children placed out of home by the PCSA

26 21

JUVENILE COURT

2016 2018

Court timeliness

Cases pending beyond Supreme Court timeframes 0% 8%

PERMANENCY

2016 2018

Children who gained permanency through

Reunification	10	7
Guardianship	2	0
Custody to relative	2	2
Adoption	0	1

Children waiting to be adopted 2 2

Children supported by Kinship Permanency Incentive Program 5 8

EMANCIPATED YOUTH

2016 2018

Youth aged out of care 1 1

Median # of days in custody before emancipation 4,912 443

Students received Chaffee ETV post-secondary education grants 0 0

Emancipated youth enrolled in Medicaid 4 5

2018 RESPONSE

130 Reports screened in related to child abuse or neglect, dependency, or families in need of services

43 Child abuse/neglect reports screened in for traditional response

67 Child abuse/neglect reports screened in for alternative response

3 Dependency reports screened in

16 Family in need of services reports screened in

Safety assessment Family assessment

16 Cases transferred to ongoing




TYPES OF REPORTS

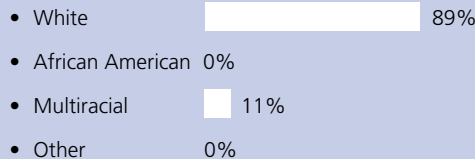
Physical abuse	26	20%
Neglect	29	22%
Sexual Abuse	12	9%
Emotional Maltreatment	0	0%
Multiple Allegations of Abuse/Neglect	42	32%
Family in Need of Services/Dependency/Other	21	16%
Total	130	100%

CHILDREN IN PCSA CUSTODY ON 7/1/2018

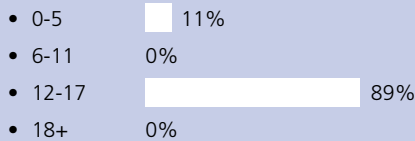
What type of custody?



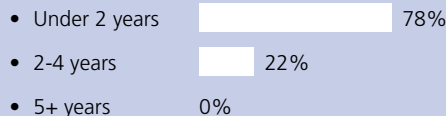
What Race?



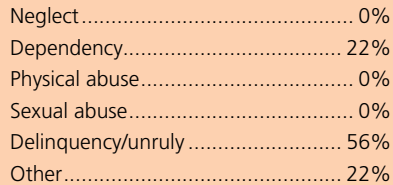
How old?



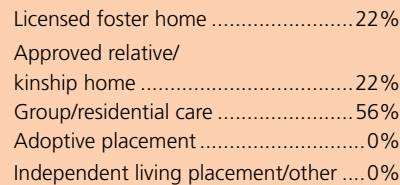
How long in custody?



Why removed from home?



Where are children placed?

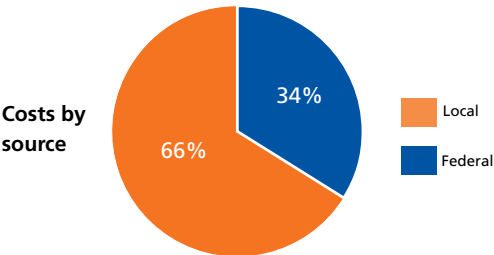


CONTACT INFORMATION

Morgan County Job and Family Services
<http://www.morgancounty-oh.gov/>
 740-962-3838

PLACEMENT COSTS

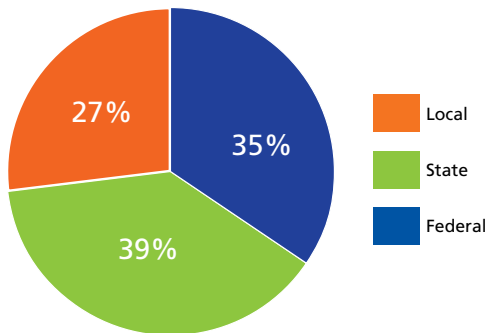
Total \$262,855



Costs by placement type

Licensed foster home	\$65,337
Group/residential care	\$197,518
Independent living placement/other	\$0

2018 PUBLIC CHILDREN SERVICES SPENDING



Total	\$753,376
Federal	\$260,553
State	\$290,275
Local	\$202,547

Of Ohio's 88 counties, Morgan County did maintain a children services levy in 2018.

ADOPTION ASSISTANCE AND SUBSIDIES

Total \$24,880

