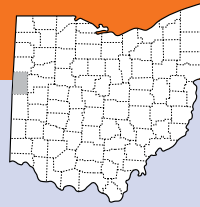


Mercer



Population

40,873

- **Race:** White 97% • African American 1%
Multiracial 1% • Other 1%
- **Ethnicity:** Hispanic 2%

Child Population

10,454

Placement Rate

- Number of children in custody per 1,000 **9.6**

Per Capita Income

\$44,139

Poverty Rate

- All ages **8%**
- Children **10%**

Ohio Works First Child Only

- Children receiving child only benefit **127**
- Caregivers receive \$289/month for the first child and an increase for each additional sibling

Grandparents Raising Grandchildren

149

FAMILIES AND CHILDREN SERVED

2016 2018



Children placed out of home by the PCSA

49 100

JUVENILE COURT

2016 2018

Court timeliness

Cases pending beyond Supreme Court timeframes 36% 35%

PERMANENCY

2016 2018

Children who gained permanency through

Reunification	11	28
Guardianship	2	1
Custody to relative	13	12
Adoption	5	5

Children waiting to be adopted 4 6

Children supported by Kinship Permanency Incentive Program 8 8

EMANCIPATED YOUTH

2016 2018

Youth aged out of care 1 3

Median # of days in custody before emancipation 573 884

Students received Chaffee ETV post-secondary education grants 0 0

Emancipated youth enrolled in Medicaid 8 5

2018 RESPONSE

305 Reports screened in related to child abuse or neglect, dependency, or families in need of services

91 Child abuse/neglect reports screened in for traditional response

172 Child abuse/neglect reports screened in for alternative response

16 Dependency reports screened in

25 Family in need of services reports screened in

Safety assessment Family assessment

44 Cases transferred to ongoing

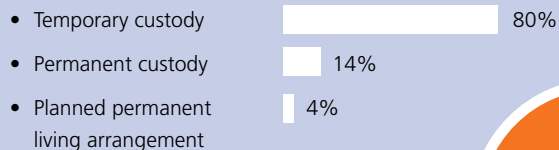


TYPES OF REPORTS

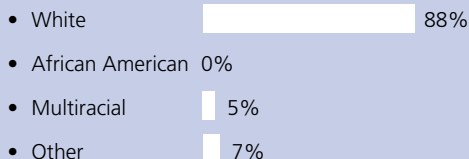
Physical abuse	75	25%
Neglect	98	32%
Sexual Abuse	43	14%
Emotional Maltreatment	6	2%
Multiple Allegations of Abuse/Neglect	30	10%
Family in Need of Services/Dependency/Other	53	17%
Total	305	100%

CHILDREN IN PCSA CUSTODY ON 7/1/2018

What type of custody?



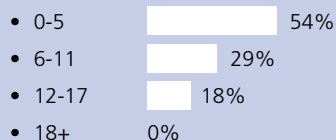
What Race?



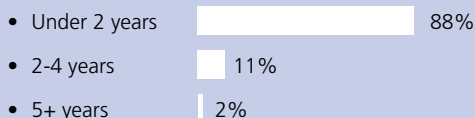
56

Children in Custody

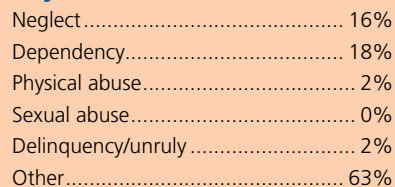
How old?



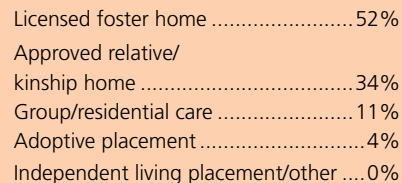
How long in custody?



Why removed from home?



Where are children placed?

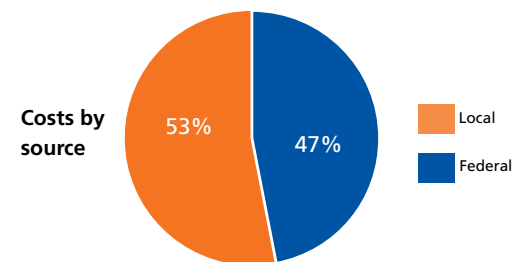


CONTACT INFORMATION

Mercer County Department of Job and Family Services
<http://www.mercercountyohio.org/jfs/>
 419-586-5106

PLACEMENT COSTS

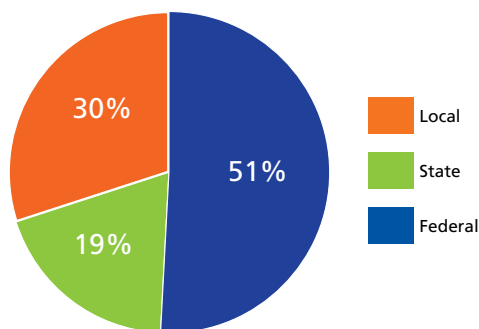
Total \$1,166,768



Costs by placement type

Licensed foster home	\$534,860
Group/residential care	\$631,570
Independent living placement/other	\$338

2018 PUBLIC CHILDREN SERVICES SPENDING



Total	\$2,279,644
Federal	\$1,152,292
State	\$443,192
Local	\$684,161

Of Ohio's 88 counties, Mercer County did maintain a children services levy in 2018.

ADOPTION ASSISTANCE AND SUBSIDIES

Total \$147,359

