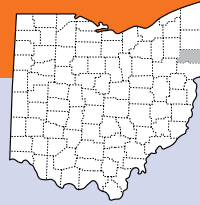




Mahoning



Population

229,796

- **Race:** White 80% • African American 16%
Multiracial 3% • Other 2%
- **Ethnicity:** Hispanic 5%

Child Population

45,985

Placement Rate

- Number of children in custody per 1,000 **7.1**

Per Capita Income

\$40,456

Poverty Rate

- All ages **18%**
- Children **29%**

Ohio Works First Child Only


- Children receiving child only benefit **2,118**
- Caregivers receive \$289/month for the first child and an increase for each additional sibling

Grandparents Raising Grandchildren

1,552

FAMILIES AND CHILDREN SERVED

2016 2018



Children placed out of home by the PCSA

280 325

JUVENILE COURT

2016 2018

Court timeliness

Cases pending beyond Supreme Court timeframes **21%** **12%**

Court custody

Children in custody of IV-E Juvenile Court **0** **2**

PERMANENCY

2016 2018

Children who gained permanency through

Reunification	41	65
Guardianship	7	10
Custody to relative	45	54
Adoption	20	8

Children waiting to be adopted **38** **31**

Children supported by Kinship Permanency Incentive Program **84** **87**

EMANCIPATED YOUTH

2016 2018

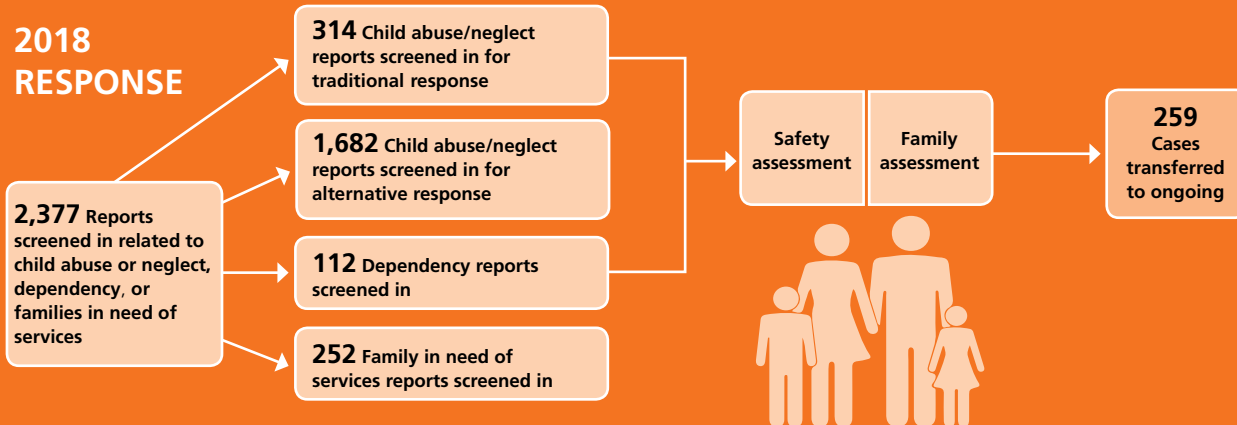
Youth aged out of care **20** **12**

Median # of days in custody before emancipation **661** **1,296**

Students received Chaffee ETV post-secondary education grants **5** **5**

Emancipated youth enrolled in Medicaid **92** **93**

2018 RESPONSE

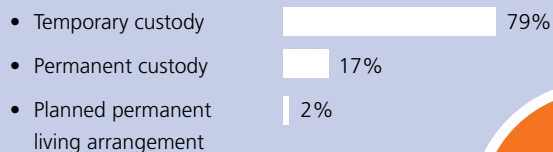


TYPES OF REPORTS

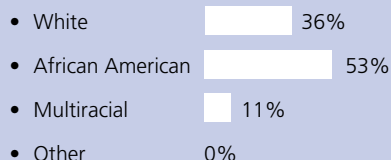
Physical abuse	685	29%
Neglect	727	31%
Sexual Abuse	142	6%
Emotional Maltreatment	22	1%
Multiple Allegations of Abuse/Neglect	350	15%
Family in Need of Services/Dependency/Other	451	19%
Total	2,377	100%

CHILDREN IN PCSA CUSTODY ON 7/1/2018

What type of custody?



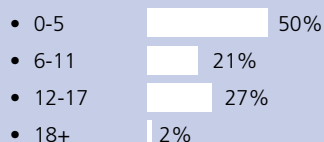
What Race?



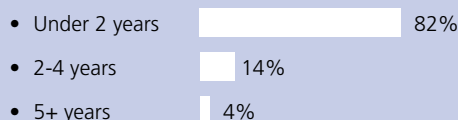
180

Children in Custody

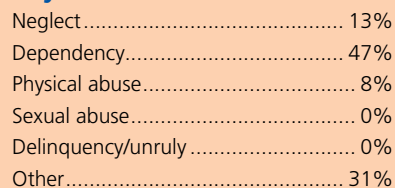
How old?



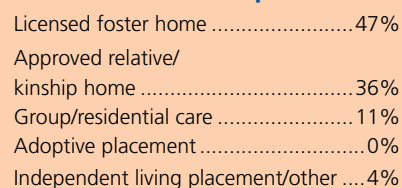
How long in custody?



Why removed from home?



Where are children placed?

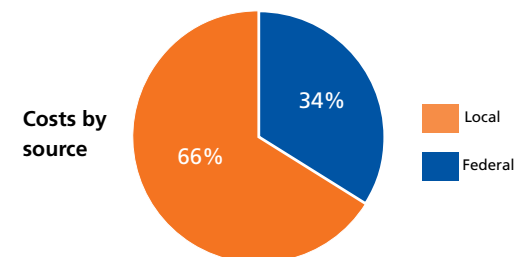


CONTACT INFORMATION

Mahoning County
Children Services Board
<http://www.mahoningkids.com>
330-941-8888

PLACEMENT COSTS

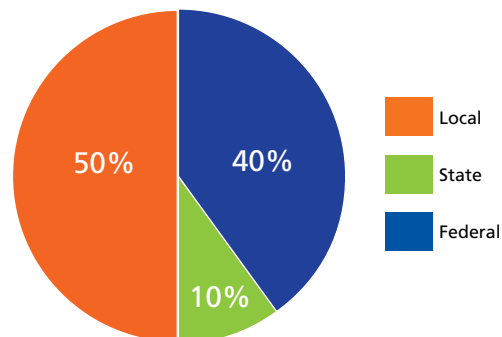
Total \$3,697,362



Costs by placement type

Licensed foster home	\$1,965,811
Group/residential care	\$1,731,550
Independent living placement/other	\$0

2018 PUBLIC CHILDREN SERVICES SPENDING



Total	\$15,151,815
Federal	\$5,991,854
State	\$1,515,493
Local	\$7,644,468

Of Ohio's 88 counties, Mahoning County did maintain a children services levy in 2018.

ADOPTION ASSISTANCE AND SUBSIDIES

Total \$1,103,809

