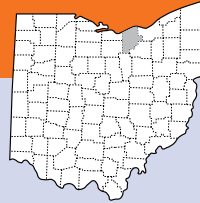




# Lorain



## Population

307,924

- **Race:** White 85% • African American 9%  
Multiracial 4% • Other 3%
- **Ethnicity:** Hispanic 9%

## Child Population

68,577

## Placement Rate

- Number of children in custody per 1,000 **2.4**

## Per Capita Income

\$42,089

## Poverty Rate

- All ages **14%**
- Children **22%**

## Ohio Works First Child Only


- Children receiving child only benefit **2,171**
- Caregivers receive \$289/month for the first child and an increase for each additional sibling

## Grandparents Raising Grandchildren

2,347

## FAMILIES AND CHILDREN SERVED

2016 2018



### Children placed out of home by the PCSA

173 166

## JUVENILE COURT

2016 2018

### Court timeliness

Cases pending beyond Supreme Court timeframes **5%** **9%**

### Court custody

Children in custody of IV-E Juvenile Court **52** **37**

## PERMANENCY

2016 2018

Children who gained permanency through

Reunification	12	11
Guardianship	10	6
Custody to relative	25	31
Adoption	21	26

Children waiting to be adopted **23** **19**

Children supported by Kinship Permanency Incentive Program **307** **342**

## EMANCIPATED YOUTH

2016 2018

Youth aged out of care **4** **5**

Median # of days in custody before emancipation **472** **963**

Students received Chaffee ETV post-secondary education grants **3** **1**

Emancipated youth enrolled in Medicaid **34** **25**

## 2018 RESPONSE

**1,880** Reports screened in related to child abuse or neglect, dependency, or families in need of services

**323** Child abuse/neglect reports screened in for traditional response

**1,413** Child abuse/neglect reports screened in for alternative response

**15** Dependency reports screened in

**123** Family in need of services reports screened in

Safety assessment Family assessment

**432** Cases transferred to ongoing




## TYPES OF REPORTS

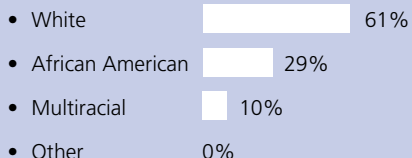
Physical abuse	467	25%
Neglect	581	31%
Sexual Abuse	162	9%
Emotional Maltreatment	14	1%
Multiple Allegations of Abuse/Neglect	484	26%
Family in Need of Services/Dependency/Other	172	9%
<b>Total</b>	<b>1,880</b>	<b>100%</b>

## CHILDREN IN PCSA CUSTODY ON 7/1/2018

### What type of custody?



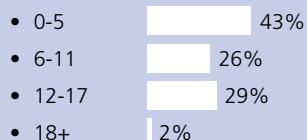
### What Race?



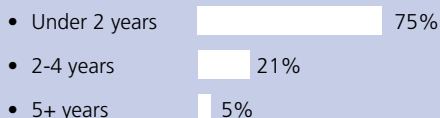
87

Children in Custody

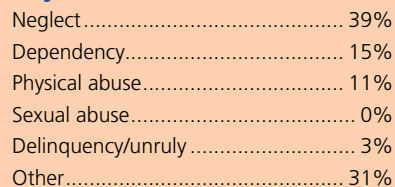
### How old?



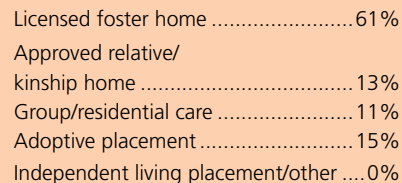
### How long in custody?



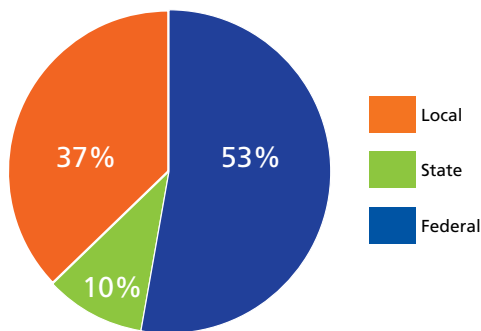
### Why removed from home?



### Where are children placed?



## 2018 PUBLIC CHILDREN SERVICES SPENDING



<b>Total</b>	<b>\$18,881,059</b>
<b>Federal</b>	<b>\$9,971,033</b>
<b>State</b>	<b>\$1,914,885</b>
<b>Local</b>	<b>\$6,995,142</b>

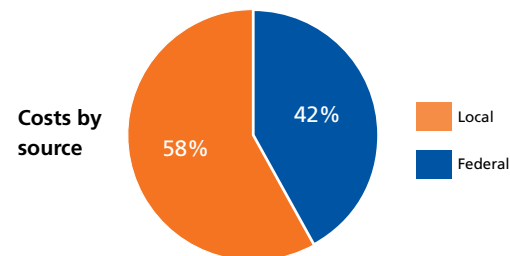
Of Ohio's 88 counties, Lorain County did maintain a children services levy in 2018.

## CONTACT INFORMATION

Lorain County Children Services  
<http://www.ChildrenServices.org>  
 440-329-5340

## PLACEMENT COSTS

Total \$1,877,223



### Costs by placement type

Licensed foster home	\$1,575,552
Group/residential care	\$278,874
Independent living placement/other	\$22,797

## ADOPTION ASSISTANCE AND SUBSIDIES

Total \$1,906,630

