

Jefferson



Population

66,359

- **Race:** White 91% • African American 6%
Multiracial 2% • Other 1%
- **Ethnicity:** Hispanic 1%

Child Population

12,974

Placement Rate

- Number of children in custody per 1,000 **6.4**

Per Capita Income

\$35,342

Poverty Rate

- All ages **17%**
- Children **26%**

Ohio Works First Child Only

- Children receiving child only benefit **618**
- Caregivers receive \$289/month for the first child and an increase for each additional sibling

Grandparents Raising Grandchildren

683

FAMILIES AND CHILDREN SERVED

2016 2018



Children placed out of home by the PCSA

112 83

JUVENILE COURT

2016 2018

Court timeliness

Cases pending beyond Supreme Court timeframes **18% 4%**

Court custody

Children in custody of IV-E Juvenile Court **13 14**

PERMANENCY

2016 2018

Children who gained permanency through

Reunification	25	30
Guardianship	2	1
Custody to relative	11	2
Adoption	8	4

Children waiting to be adopted **7 3**

Children supported by Kinship Permanency Incentive Program **40 55**

EMANCIPATED YOUTH

2016 2018

Youth aged out of care **5 3**

Median # of days in custody before emancipation **1,859 597**

Students received Chaffee ETV post-secondary education grants **0 1**

Emancipated youth enrolled in Medicaid **22 28**

2018 RESPONSE

262 Reports screened in related to child abuse or neglect, dependency, or families in need of services

72 Child abuse/neglect reports screened in for traditional response

101 Child abuse/neglect reports screened in for alternative response

21 Dependency reports screened in

68 Family in need of services reports screened in

Safety assessment Family assessment

50 Cases transferred to ongoing

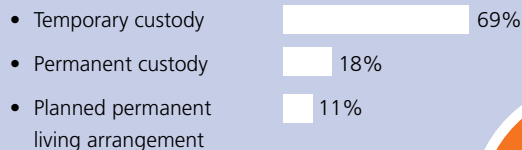


TYPES OF REPORTS

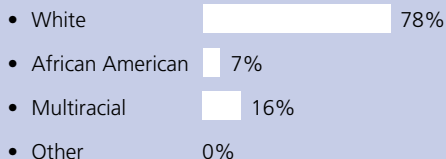
Physical abuse	60	23%
Neglect	56	21%
Sexual Abuse	28	11%
Emotional Maltreatment	1	0%
Multiple Allegations of Abuse/Neglect	20	8%
Family in Need of Services/Dependency/Other	97	37%
Total	262	100%

CHILDREN IN PCSA CUSTODY ON 7/1/2018

What type of custody?



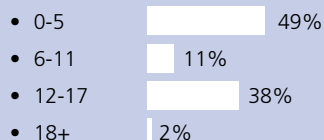
What Race?



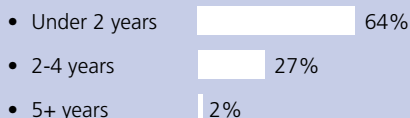
45

Children in Custody

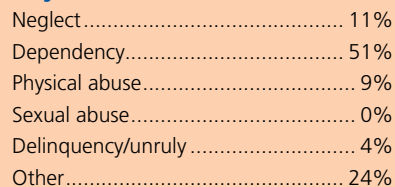
How old?



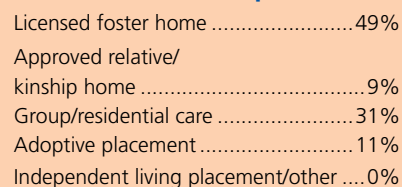
How long in custody?



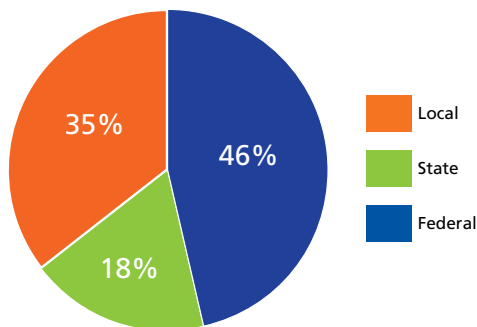
Why removed from home?



Where are children placed?



2018 PUBLIC CHILDREN SERVICES SPENDING



Total	\$3,927,056
Federal	\$1,823,843
State	\$723,164
Local	\$1,380,049

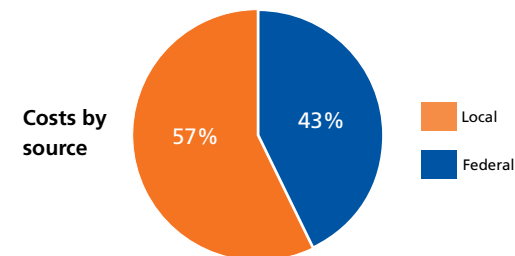
Of Ohio's 88 counties, Jefferson County did maintain a children services levy in 2018.

CONTACT INFORMATION

Jefferson County Department of Job and Family Services
<http://www.jcdjfs.com>
 740-282-0961

PLACEMENT COSTS

Total \$1,328,986



Costs by placement type

Licensed foster home	\$434,770
Group/residential care	\$893,963
Independent living placement/other	\$253

ADOPTION ASSISTANCE AND SUBSIDIES

Total \$564,840

