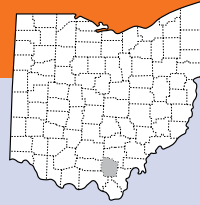


Jackson



Population

32,449

- **Race:** White 97% • African American 1%
Multiracial 2% • Other 0%
- **Ethnicity:** Hispanic 1%

Child Population

7,650

Placement Rate

- Number of children in custody per 1,000 **9.4**

Per Capita Income

\$33,786

Poverty Rate

- All ages **23%**
- Children **35%**

Ohio Works First Child Only

- Children receiving child only benefit **451**
- Caregivers receive \$289/month for the first child and an increase for each additional sibling

Grandparents Raising Grandchildren

511

FAMILIES AND CHILDREN SERVED

2016 2018



Children placed out of home by the PCSA

75 72

JUVENILE COURT

2016 2018

Court timeliness

Cases pending beyond Supreme Court timeframes **37%** **23%**

PERMANENCY

2016 2018

Children who gained permanency through

Reunification	20	9
Guardianship	2	0
Custody to relative	3	5
Adoption	5	3

Children waiting to be adopted **6** **9**

Children supported by Kinship Permanency Incentive Program **34** **22**

EMANCIPATED YOUTH

2016 2018

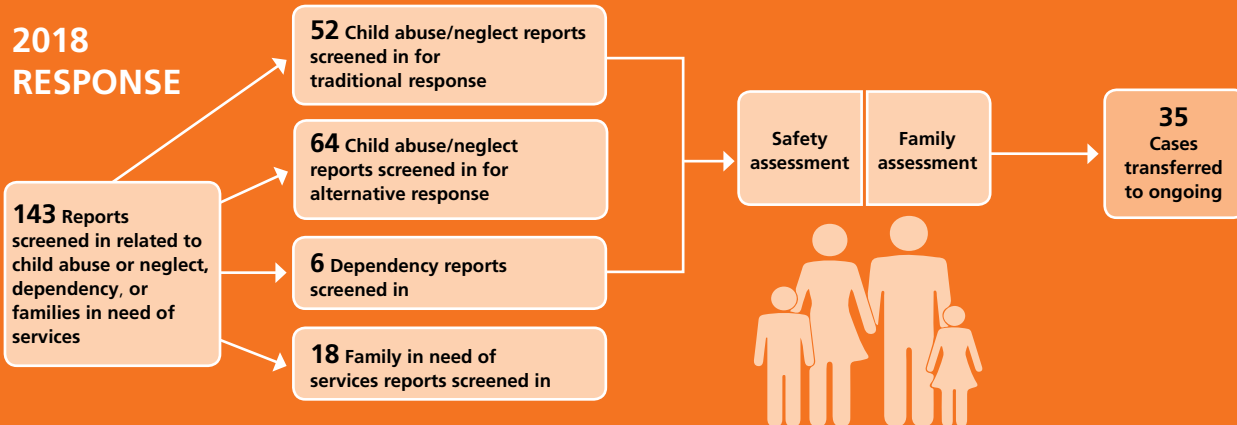
Youth aged out of care **2** **5**

Median # of days in custody before emancipation **836** **610**

Students received Chaffee ETV post-secondary education grants **0** **1**

Emancipated youth enrolled in Medicaid **18** **16**

2018 RESPONSE

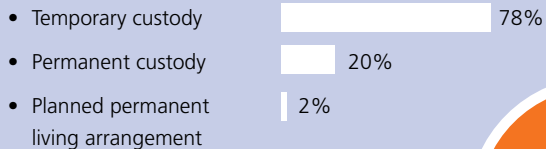


TYPES OF REPORTS

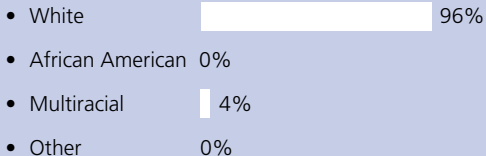
Physical abuse	38	27%
Neglect	41	29%
Sexual Abuse	20	14%
Emotional Maltreatment	0	0%
Multiple Allegations of Abuse/Neglect	18	13%
Family in Need of Services/Dependency/Other	26	18%
Total	143	100%

CHILDREN IN PCSA CUSTODY ON 7/1/2018

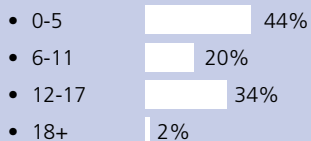
What type of custody?



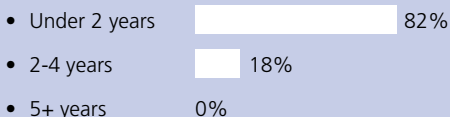
What Race?



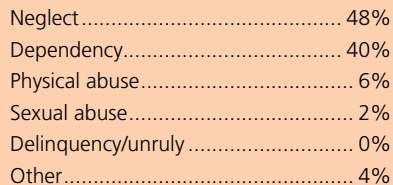
How old?



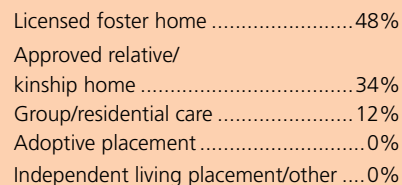
How long in custody?



Why removed from home?



Where are children placed?

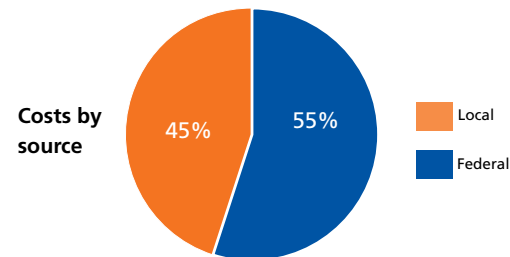


CONTACT INFORMATION

Jackson County Department of Job and Family Services
<http://www.jacksoncountyjfs.com/>
 740-286-4181

PLACEMENT COSTS

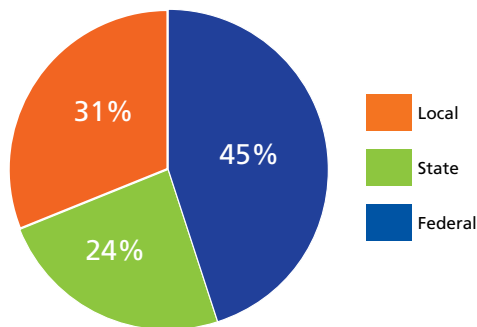
Total \$921,145



Costs by placement type

Licensed foster home	\$502,471
Group/residential care	\$418,674
Independent living placement/other	\$0

2018 PUBLIC CHILDREN SERVICES SPENDING



Total	\$1,535,159
Federal	\$697,009
State	\$367,821
Local	\$470,328

Of Ohio's 88 counties, Jackson County did not maintain a children services levy in 2018.

ADOPTION ASSISTANCE AND SUBSIDIES

Total \$110,235

