

# Huron



## Population

58,494

- **Race:** White 95% • African American 2%  
Multiracial 2% • Other 2%
- **Ethnicity:** Hispanic 6%

## Child Population

14,407

## Placement Rate

- Number of children in custody per 1,000 **2.8**

## Per Capita Income

\$37,220

## Poverty Rate

- All ages **13%**
- Children **18%**

## Ohio Works First Child Only


- Children receiving child only benefit **563**
- Caregivers receive \$289/month for the first child and an increase for each additional sibling

## Grandparents Raising Grandchildren

638

## FAMILIES AND CHILDREN SERVED

2016 2018



Children placed out of home by the PCSA

39 40

## JUVENILE COURT

2016 2018

### Court timeliness

Cases pending beyond Supreme Court timeframes 0% 0%

## PERMANENCY

2016 2018

Children who gained permanency through

Reunification	1	4
Guardianship	0	3
Custody to relative	3	12
Adoption	1	0

Children waiting to be adopted 2 1

Children supported by Kinship Permanency Incentive Program 54 63

## EMANCIPATED YOUTH

2016 2018

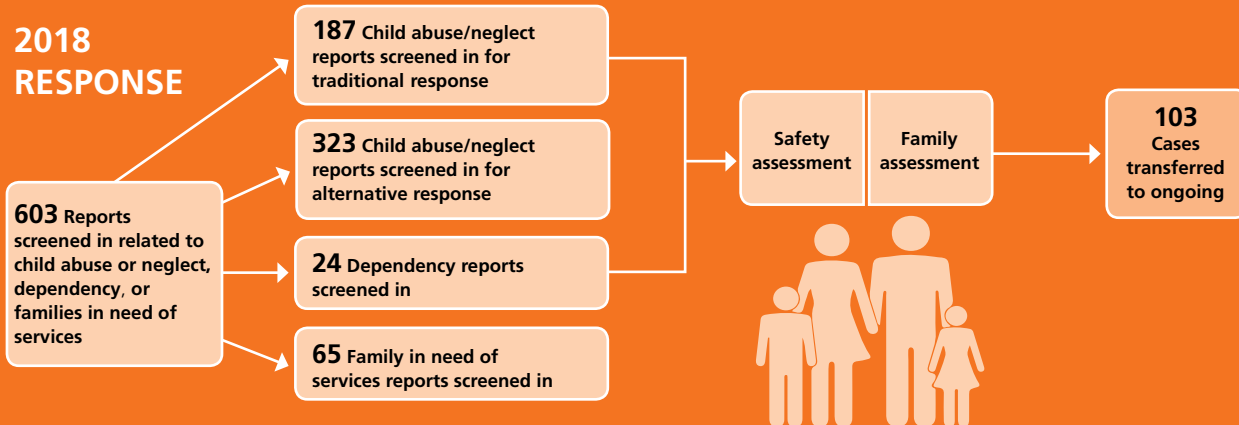
Youth aged out of care 4 2

Median # of days in custody before emancipation 556 807

Students received Chaffee ETV post-secondary education grants 0 0

Emancipated youth enrolled in Medicaid 18 21

## 2018 RESPONSE

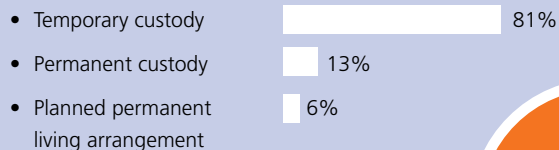


## TYPES OF REPORTS


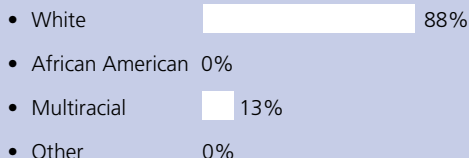
Physical abuse	245	41%
Neglect	115	19%
Sexual Abuse	63	10%
Emotional Maltreatment	3	0%
Multiple Allegations of Abuse/Neglect	66	11%
Family in Need of Services/Dependency/Other	111	18%
<b>Total</b>	<b>603</b>	<b>100%</b>

## CHILDREN IN PCSA CUSTODY ON 7/1/2018

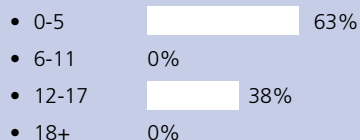
### What type of custody?



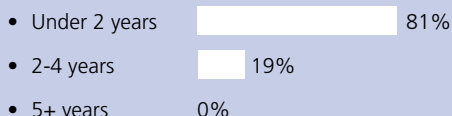
### What Race?



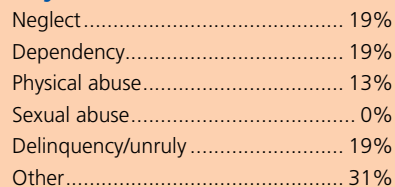
### How old?



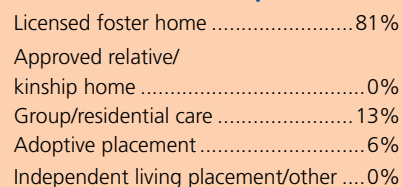
### How long in custody?



### Why removed from home?



### Where are children placed?

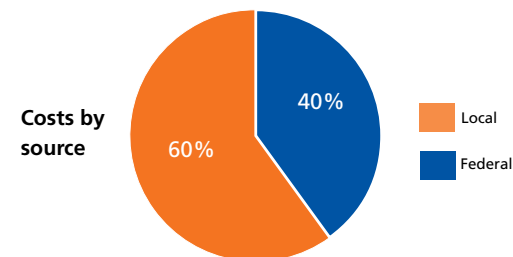


## CONTACT INFORMATION

Huron County DJFS  
<http://www.huroncountydjfs.org>  
 419-668-8126

## PLACEMENT COSTS

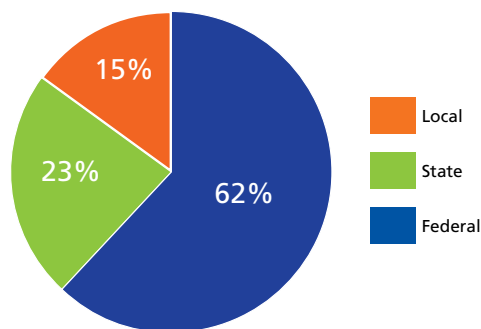
Total \$286,723



### Costs by placement type

Licensed foster home	\$145,623
Group/residential care	\$135,980
Independent living placement/other	\$5,120

## 2018 PUBLIC CHILDREN SERVICES SPENDING



<b>Total</b>	<b>\$1,916,412</b>
<b>Federal</b>	<b>\$1,191,369</b>
<b>State</b>	<b>\$437,504</b>
<b>Local</b>	<b>\$287,539</b>

Of Ohio's 88 counties, Huron County did not maintain a children services levy in 2018.

## ADOPTION ASSISTANCE AND SUBSIDIES

Total \$221,246

