

Hocking



Population

28,474

- **Race:** White 97% • African American 1%
Multiracial 1% • Other 0%
- **Ethnicity:** Hispanic 1%

Child Population

6,411

Placement Rate

- Number of children in custody per 1,000 **6.1**

Per Capita Income

\$34,692

Poverty Rate

- All ages **17%**
- Children **24%**

Ohio Works First Child Only

- Children receiving child only benefit* **1,592**
- Caregivers receive \$289/month for the first child and an increase for each additional sibling

Grandparents Raising Grandchildren

494

*Total is South Central Ohio DJFS, which includes Hocking, Ross and Vinton Counties.

FAMILIES AND CHILDREN SERVED

2016 2018



Children placed out of home by the PCSA

61 39

JUVENILE COURT

2016 2018

Court timeliness

Cases pending beyond Supreme Court timeframes 0% 0%

PERMANENCY

2016 2018

Children who gained permanency through

Reunification	17	6
Guardianship	2	1
Custody to relative	13	5
Adoption	3	8

Children waiting to be adopted 10 4

Children supported by Kinship Permanency Incentive Program 44 46

EMANCIPATED YOUTH

2016 2018

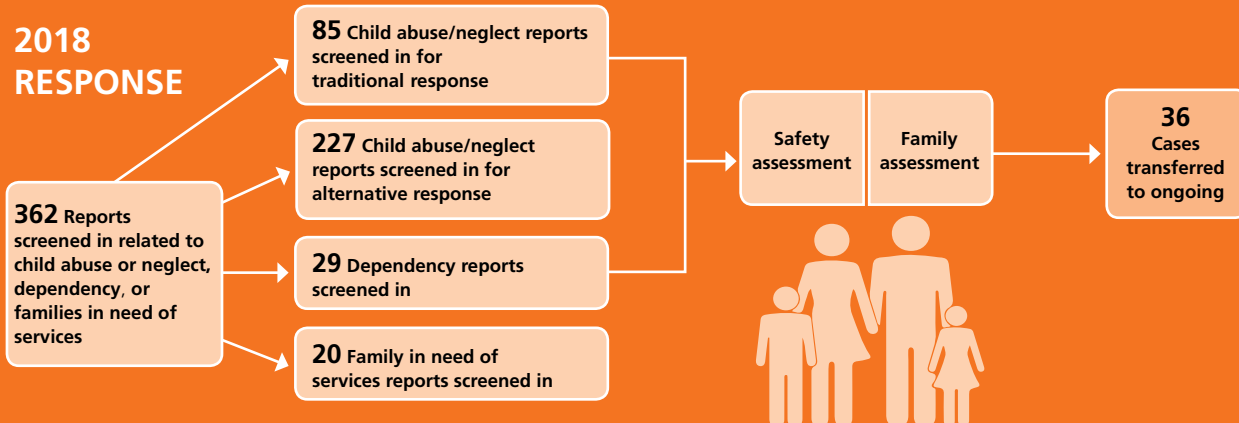
Youth aged out of care 2 2

Median # of days in custody before emancipation 3,820 1,085

Students received Chaffee ETV post-secondary education grants 0 0

Emancipated youth enrolled in Medicaid 12 7

2018 RESPONSE




TYPES OF REPORTS

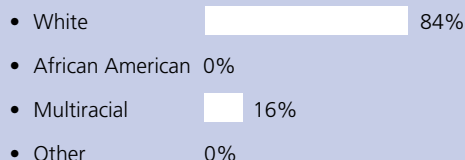
Physical abuse	96	27%
Neglect	101	28%
Sexual Abuse	41	11%
Emotional Maltreatment	3	1%
Multiple Allegations of Abuse/Neglect	61	17%
Family in Need of Services/Dependency/Other	60	17%
Total	362	100%

CHILDREN IN PCSA CUSTODY ON 7/1/2018

What type of custody?



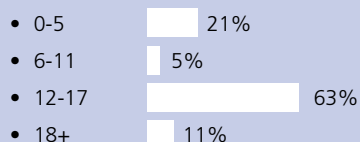
What Race?



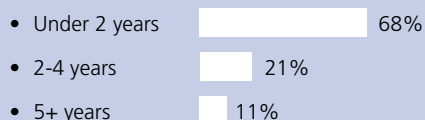
19

Children in Custody

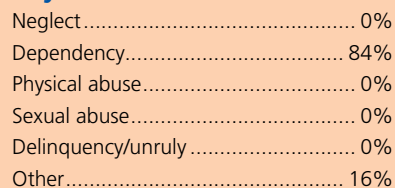
How old?



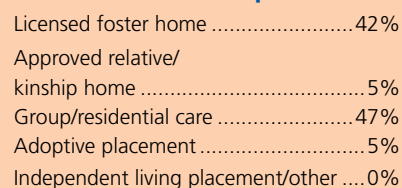
How long in custody?



Why removed from home?



Where are children placed?

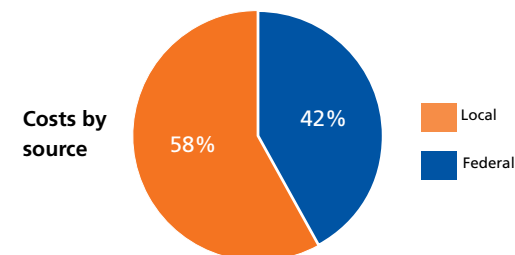


CONTACT INFORMATION

South Central Ohio JFS
740-385-5663

PLACEMENT COSTS

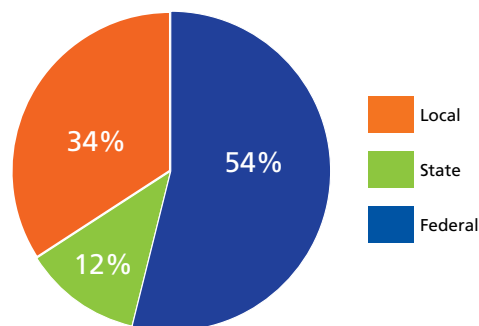
Total \$986,815



Costs by placement type

Licensed foster home	\$240,776
Group/residential care	\$746,039
Independent living placement/other	\$0

2018 PUBLIC CHILDREN SERVICES SPENDING



Total* **\$9,425,947**

Federal **\$5,077,237**

State **\$1,134,368**

Local **\$3,214,342**

*2018 Children Services Spending data are for South Central Ohio DJFS, which includes Hocking, Ross and Vinton Counties.

Of Ohio's 88 counties, Hocking County did not maintain a children services levy in 2018.

ADOPTION ASSISTANCE AND SUBSIDIES

Total \$207,054

