

# Highland



## Population

42,971

- **Race:** White 96% • African American 1%  
Multiracial 2% • Other 1%
- **Ethnicity:** Hispanic 1%

## Child Population

10,294

## Placement Rate

- Number of children in custody per 1,000 **18.0**

## Per Capita Income

\$32,541

## Poverty Rate

- All ages **21%**
- Children **30%**

## Ohio Works First Child Only

- Children receiving child only benefit **417**
- Caregivers receive \$289/month for the first child and an increase for each additional sibling

## Grandparents Raising Grandchildren

545

## FAMILIES AND CHILDREN SERVED

2016 2018



Children placed out of home by the PCSA

231 185

## JUVENILE COURT

2016 2018

### Court timeliness

Cases pending beyond Supreme Court timeframes 18% 12%

## PERMANENCY

2016 2018

Children who gained permanency through

Reunification	60	35
Guardianship	3	0
Custody to relative	51	35
Adoption	13	4

Children waiting to be adopted 22 23

Children supported by Kinship Permanency Incentive Program 40 28

## EMANCIPATED YOUTH

2016 2018

Youth aged out of care 7 3

Median # of days in custody before emancipation 590 1,491

Students received Chaffee ETV post-secondary education grants 0 0

Emancipated youth enrolled in Medicaid 16 10

## 2018 RESPONSE

382 Reports screened in related to child abuse or neglect, dependency, or families in need of services

189 Child abuse/neglect reports screened in for traditional response

81 Child abuse/neglect reports screened in for alternative response

6 Dependency reports screened in

106 Family in need of services reports screened in

Safety assessment Family assessment

73 Cases transferred to ongoing




## TYPES OF REPORTS

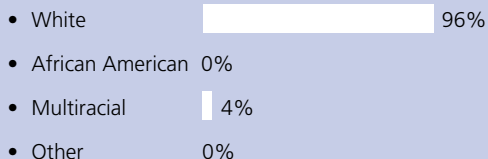
Physical abuse	34	9%
Neglect	41	11%
Sexual Abuse	39	10%
Emotional Maltreatment	13	3%
Multiple Allegations of Abuse/Neglect	142	37%
Family in Need of Services/Dependency/Other	113	30%
<b>Total</b>	<b>382</b>	<b>100%</b>

## CHILDREN IN PCSA CUSTODY ON 7/1/2018

### What type of custody?



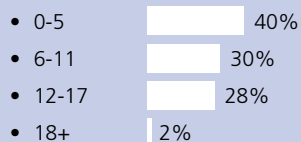
### What Race?



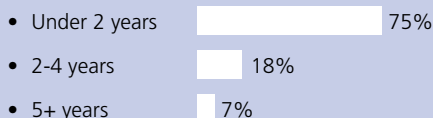
112

Children in Custody

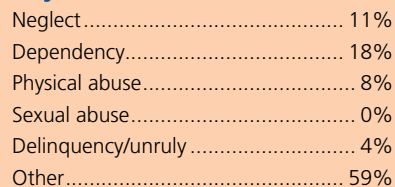
### How old?



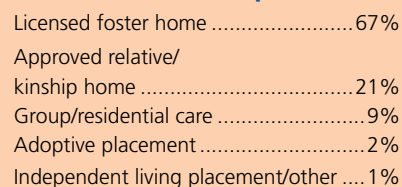
### How long in custody?



### Why removed from home?



### Where are children placed?

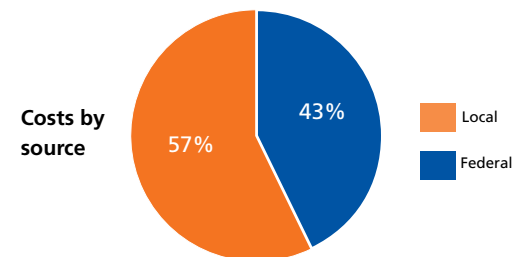


## CONTACT INFORMATION

Highland County Department of Job and Family Services  
<http://co.highland.oh.us/job-family-services/>  
 937-393-4278

## PLACEMENT COSTS

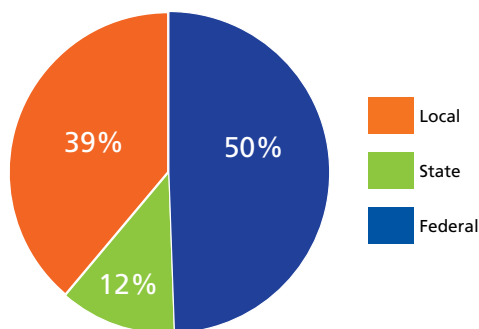
Total \$1,869,105



### Costs by placement type

Licensed foster home	\$1,226,986
Group/residential care	\$638,966
Independent living placement/other	\$3,153

## 2018 PUBLIC CHILDREN SERVICES SPENDING



<b>Total</b>	<b>\$3,688,693</b>
<b>Federal</b>	<b>\$1,837,327</b>
<b>State</b>	<b>\$429,626</b>
<b>Local</b>	<b>\$1,421,740</b>

Of Ohio's 88 counties, Highland County did maintain a children services levy in 2018.

## ADOPTION ASSISTANCE AND SUBSIDIES

Total \$299,292

