

# Hardin



## Population

31,364

- **Race:** White 96% • African American 1%  
Multiracial 2% • Other 1%
- **Ethnicity:** Hispanic 2%

## Child Population

7,024

## Placement Rate

- Number of children in custody per 1,000 **6.8**

## Per Capita Income

\$31,940

## Poverty Rate

- All ages **16%**
- Children **20%**

## Ohio Works First Child Only


- Children receiving child only benefit **250**
- Caregivers receive \$289/month for the first child and an increase for each additional sibling

## Grandparents Raising Grandchildren

229

## FAMILIES AND CHILDREN SERVED

2016 2018



### Children placed out of home by the PCSA

34 48

## JUVENILE COURT

2016 2018

### Court timeliness

Cases pending beyond Supreme Court timeframes 0% 0%

### Court custody

Children in custody of IV-E Juvenile Court 2 4

## PERMANENCY

2016 2018

Children who gained permanency through

Reunification	10	12
Guardianship	4	4
Custody to relative	3	9
Adoption	3	3

Children waiting to be adopted 2 6

Children supported by Kinship Permanency Incentive Program 52 61

## EMANCIPATED YOUTH

2016 2018

Youth aged out of care 0 0

Median # of days in custody before emancipation N/A N/A

Students received Chaffee ETV post-secondary education grants 0 0

Emancipated youth enrolled in Medicaid 6 7

## 2018 RESPONSE

286 Reports screened in related to child abuse or neglect, dependency, or families in need of services

176 Child abuse/neglect reports screened in for traditional response

77 Child abuse/neglect reports screened in for alternative response

5 Dependency reports screened in

28 Family in need of services reports screened in

Safety assessment Family assessment

39 Cases transferred to ongoing




## TYPES OF REPORTS


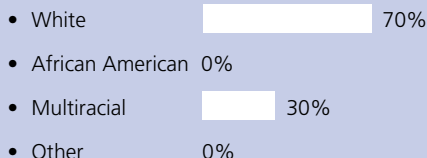
Physical abuse	88	31%
Neglect	67	23%
Sexual Abuse	22	8%
Emotional Maltreatment	5	2%
Multiple Allegations of Abuse/Neglect	66	23%
Family in Need of Services/Dependency/Other	38	13%
<b>Total</b>	<b>286</b>	<b>100%</b>

### CHILDREN IN PCSA CUSTODY ON 7/1/2018


#### What type of custody?




#### What Race?



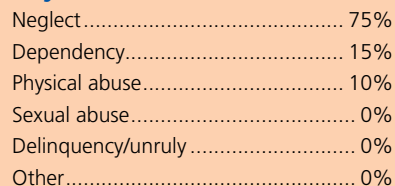
#### How old?



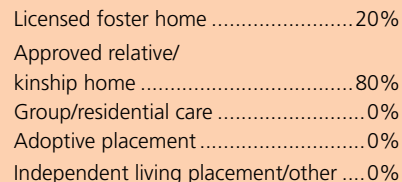
#### How long in custody?



#### Why removed from home?



#### Where are children placed?

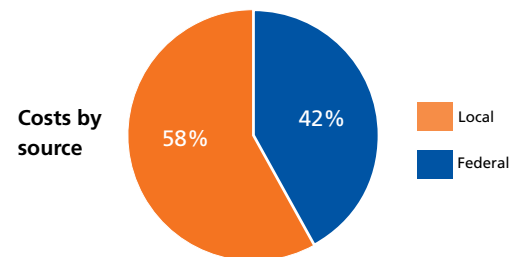


### CONTACT INFORMATION

Hardin County Department of Job and Family Services  
<http://www.co.hardin.oh.us/jfs>  
 419-675-1130

### PLACEMENT COSTS

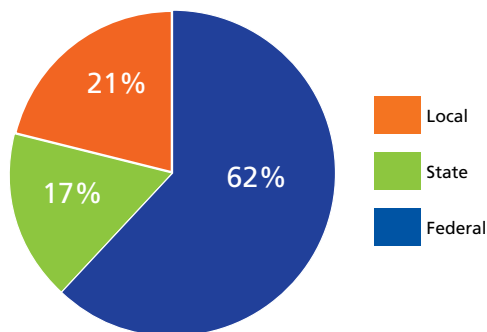
Total \$96,943



#### Costs by placement type

Licensed foster home	\$66,860
Group/residential care	\$0
Independent living placement/other	\$30,083

### 2018 PUBLIC CHILDREN SERVICES SPENDING



<b>Total</b>	<b>\$1,325,390</b>
<b>Federal</b>	<b>\$825,789</b>
<b>State</b>	<b>\$227,459</b>
<b>Local</b>	<b>\$272,142</b>

Of Ohio's 88 counties, Hardin County did not maintain a children services levy in 2018.

### ADOPTION ASSISTANCE AND SUBSIDIES

Total \$158,488

