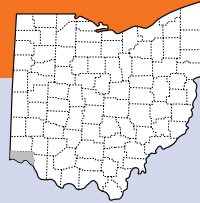




Hamilton



Population

813,822

- **Race:** White 68% • African American 26%
Multiracial 3% • Other 4%
- **Ethnicity:** Hispanic 3%

Child Population

187,795

Placement Rate

- Number of children in custody per 1,000 **18.1**

Per Capita Income

\$53,456

Poverty Rate

- All ages **18%**
- Children **26%**

Ohio Works First Child Only


- Children receiving child only benefit **7,193**
- Caregivers receive \$289/month for the first child and an increase for each additional sibling

Grandparents Raising Grandchildren

7,333

FAMILIES AND CHILDREN SERVED

2016 2018



Children placed out of home by the PCSA

2,655 3,407

JUVENILE COURT

2016 2018

Court timeliness

Cases pending beyond Supreme Court timeframes **38%** **27%**

Court custody

Children in custody of IV-E Juvenile Court **143** **159**

PERMANENCY

2016 2018

Children who gained permanency through

Reunification	497	720
Guardianship	29	48
Custody to relative	154	321
Adoption	119	178

Children waiting to be adopted **219** **451**

Children supported by Kinship Permanency Incentive Program **725** **639**

EMANCIPATED YOUTH

2016 2018

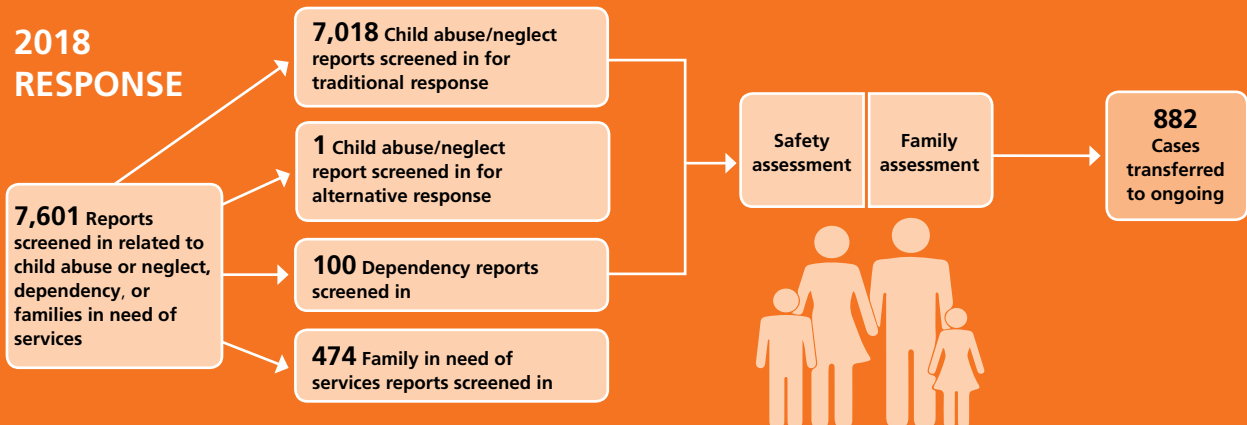
Youth aged out of care **94** **107**

Median # of days in custody before emancipation **1,572** **1,401**

Students received Chaffee ETV post-secondary education grants **35** **30**

Emancipated youth enrolled in Medicaid **475** **530**

2018 RESPONSE

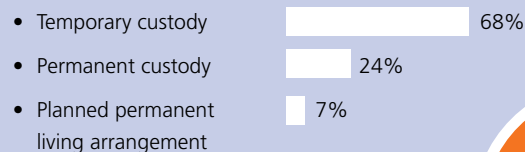


TYPES OF REPORTS

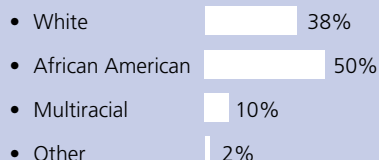
Physical abuse	3,434	45%
Neglect	1,607	21%
Sexual Abuse	218	3%
Emotional Maltreatment	46	1%
Multiple Allegations of Abuse/Neglect	1,537	20%
Family in Need of Services/Dependency/Other	759	10%
Total	7,601	100%

CHILDREN IN PCSA CUSTODY ON 7/1/2018

What type of custody?



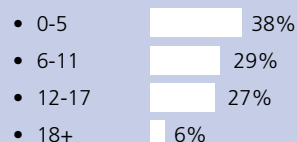
What Race?



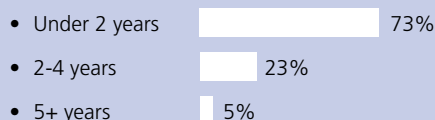
2,041

Children in Custody

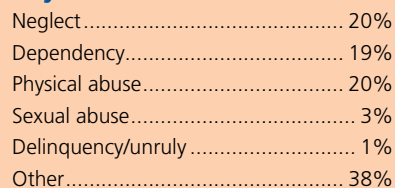
How old?



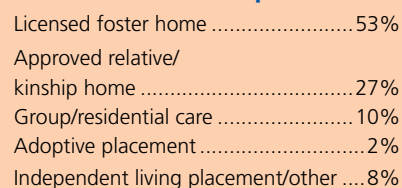
How long in custody?



Why removed from home?



Where are children placed?

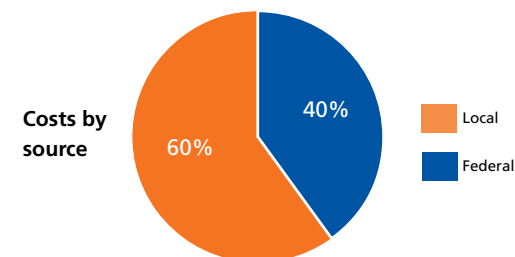


CONTACT INFORMATION

Hamilton County Job and Family Services
<http://www.hcjfs.org>
 513-946-1000

PLACEMENT COSTS

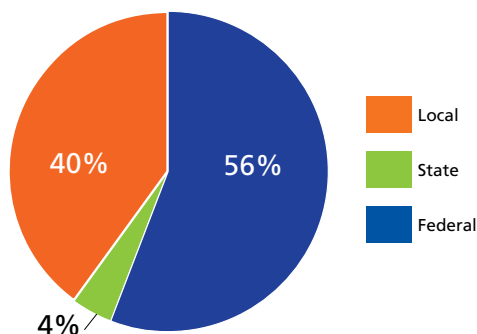
Total \$53,547,059



Costs by placement type

Licensed foster home	\$31,553,655
Group/residential care	\$17,678,326
Independent living placement/other	\$4,315,077

2018 PUBLIC CHILDREN SERVICES SPENDING



Total	\$139,110,764
Federal	\$77,552,125
State	\$6,206,192
Local	\$55,352,447

Of Ohio's 88 counties, Hamilton County did maintain a children services levy in 2018.

ADOPTION ASSISTANCE AND SUBSIDIES

Total \$11,335,732

