

Guernsey



Population **39,093**

- **Race:** White 96% • African American 1%
Multiracial 2% • Other 1%

- **Ethnicity:** Hispanic 1%

Child Population **8,695**

Placement Rate

- Number of children in custody per 1,000 **16.6**

Per Capita Income **\$37,069**

Poverty Rate

- All ages **20%**
- Children **31%**


Ohio Works First Child Only

- Children receiving child only benefit **341**
- Caregivers receive \$289/month for the first child and an increase for each additional sibling

Grandparents Raising Grandchildren **572**

FAMILIES AND CHILDREN SERVED

2016 2018



Children placed out of home by the PCSA **79 144**

JUVENILE COURT

2016 2018

Court timeliness
Cases pending beyond Supreme Court timeframes **11% 6%**

Court custody
Children in custody of IV-E Juvenile Court **14 15**

PERMANENCY

2016 2018

Children who gained permanency through

Reunification	14	24
Guardianship	1	3
Custody to relative	2	15
Adoption	7	10

Children waiting to be adopted **11 7**

Children supported by Kinship Permanency Incentive Program **70 106**

EMANCIPATED YOUTH

2016 2018

Youth aged out of care **4 10**

Median # of days in custody before emancipation **1,137 1,007**

Students received Chaffee ETV post-secondary education grants **2 2**

Emancipated youth enrolled in Medicaid **19 15**

2018 RESPONSE

565 Reports screened in related to child abuse or neglect, dependency, or families in need of services

226 Child abuse/neglect reports screened in for traditional response

168 Child abuse/neglect reports screened in for alternative response

32 Dependency reports screened in

135 Family in need of services reports screened in

Safety assessment Family assessment

82 Cases transferred to ongoing

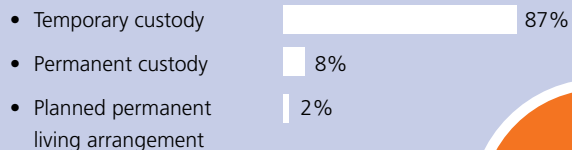


TYPES OF REPORTS

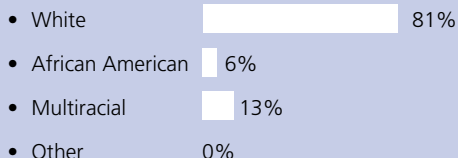
Physical abuse	120	21%
Neglect	140	25%
Sexual Abuse	43	8%
Emotional Maltreatment	1	0%
Multiple Allegations of Abuse/Neglect	92	16%
Family in Need of Services/Dependency/Other	169	30%
Total	565	100%

CHILDREN IN PCSA CUSTODY ON 7/1/2018

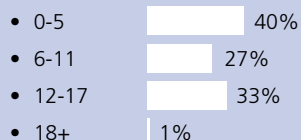
What type of custody?



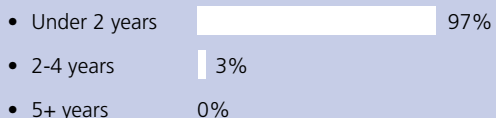
What Race?



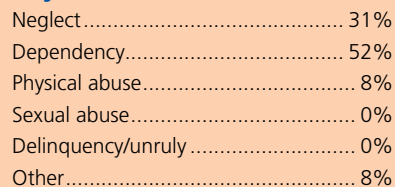
How old?



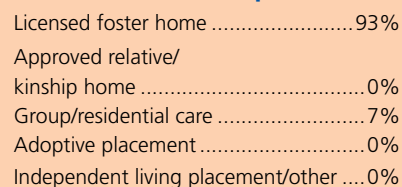
How long in custody?



Why removed from home?



Where are children placed?

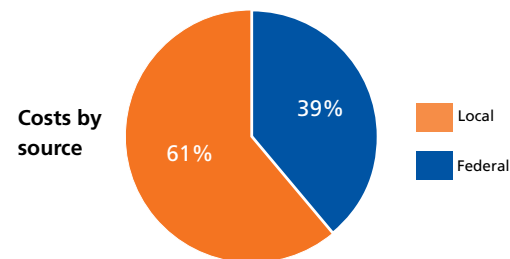


CONTACT INFORMATION

Guernsey County Children Services
740-439-5555

PLACEMENT COSTS

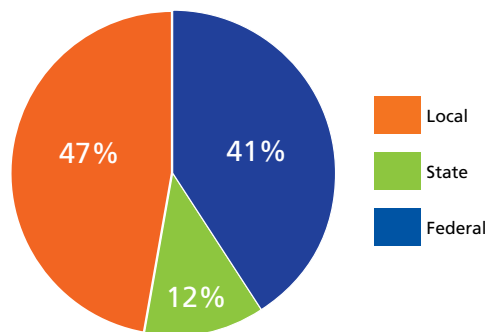
Total \$1,472,914



Costs by placement type

Licensed foster home	\$989,032
Group/residential care	\$482,395
Independent living placement/other	\$1,487

2018 PUBLIC CHILDREN SERVICES SPENDING



Total	\$4,471,096
Federal	\$1,837,273
State	\$551,832
Local	\$2,081,991

Of Ohio's 88 counties, Guernsey County did maintain a children services levy in 2018.

ADOPTION ASSISTANCE AND SUBSIDIES

Total \$570,012

