

Geauga



Population

93,918

- **Race:** White 97% • African American 1%
Multiracial 1% • Other 1%
- **Ethnicity:** Hispanic 1%

Child Population

21,674

Placement Rate

- Number of children in custody per 1,000 **4.7**

Per Capita Income

\$61,456

Poverty Rate

- All ages **7%**
- Children **10%**

Ohio Works First Child Only

- Children receiving child only benefit **123**
- Caregivers receive \$289/month for the first child and an increase for each additional sibling

Grandparents Raising Grandchildren

294

FAMILIES AND CHILDREN SERVED

2016 2018



Children placed out of home by the PCSA

103 102

JUVENILE COURT

2016 2018

Court timeliness

Cases pending beyond Supreme Court timeframes **6%** **7%**

PERMANENCY

2016 2018

Children who gained permanency through

Reunification	39	22
Guardianship	1	0
Custody to relative	12	5
Adoption	5	6

Children waiting to be adopted **13** **14**

Children supported by Kinship Permanency Incentive Program **19** **21**

EMANCIPATED YOUTH

2016 2018

Youth aged out of care **4** **9**

Median # of days in custody before emancipation **1,133** **400**

Students received Chaffee ETV post-secondary education grants **4** **3**

Emancipated youth enrolled in Medicaid **16** **21**

2018 RESPONSE

568 Reports screened in related to child abuse or neglect, dependency, or families in need of services

158 Child abuse/neglect reports screened in for traditional response

242 Child abuse/neglect reports screened in for alternative response

85 Dependency reports screened in

80 Family in need of services reports screened in

Safety assessment Family assessment

81 Cases transferred to ongoing

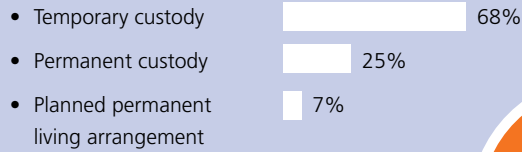


TYPES OF REPORTS

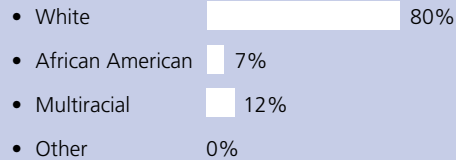
Physical abuse	78	14%
Neglect	77	14%
Sexual Abuse	67	12%
Emotional Maltreatment	43	8%
Multiple Allegations of Abuse/Neglect	133	23%
Family in Need of Services/Dependency/Other	170	30%
Total	568	100%

CHILDREN IN PCSA CUSTODY ON 7/1/2018

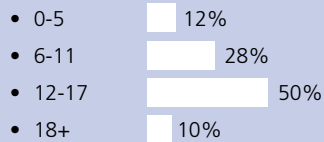
What type of custody?



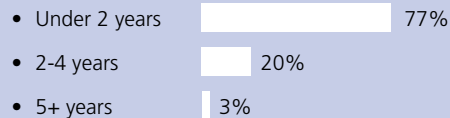
What Race?



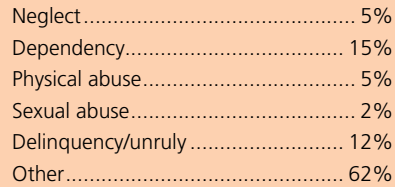
How old?



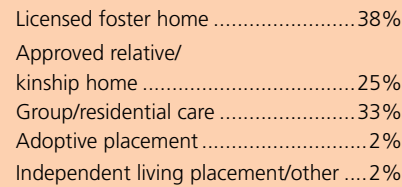
How long in custody?



Why removed from home?



Where are children placed?

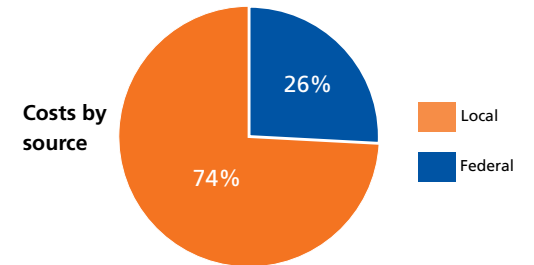


CONTACT INFORMATION

Geauga County Job and Family Services
<http://www.geaugajfs.org>
 440-285-9141

PLACEMENT COSTS

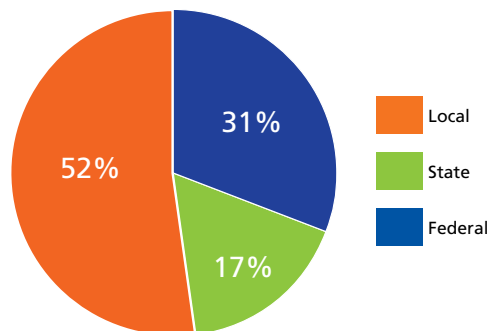
Total \$1,580,692



Costs by placement type

Licensed foster home	\$524,714
Group/residential care	\$1,053,859
Independent living placement/other	\$2,119

2018 PUBLIC CHILDREN SERVICES SPENDING



Total	\$4,714,227
Federal	\$1,461,705
State	\$792,960
Local	\$2,459,562

Of Ohio's 88 counties, Geauga County did maintain a children services levy in 2018.

ADOPTION ASSISTANCE AND SUBSIDIES

Total \$400,475

