



Franklin



Population

1,291,981

- **Race:** White 68% • African American 22%
Multiracial 4% • Other 6%
- **Ethnicity:** Hispanic 5%

Child Population

302,183

Placement Rate

- Number of children in custody per 1,000 **14.6**

Per Capita Income

\$48,150

Poverty Rate

- All ages **17%**
- Children **25%**

Ohio Works First Child Only

- Children receiving child only benefit **10,601**
- Caregivers receive \$289/month for the first child and an increase for each additional sibling

Grandparents Raising Grandchildren

9,459

FAMILIES AND CHILDREN SERVED

2016 2018



Children placed out of home by the PCSA

4,012 4,397

JUVENILE COURT

2016 2018

Court timeliness

Cases pending beyond Supreme Court timeframes 8% 12%

PERMANENCY

2016 2018

Children who gained permanency through

Reunification	1,205	1,056
Guardianship	83	72
Custody to relative	368	428
Adoption	179	188

Children waiting to be adopted 194 237

Children supported by Kinship Permanency Incentive Program 1,117 1,254

EMANCIPATED YOUTH

2016 2018

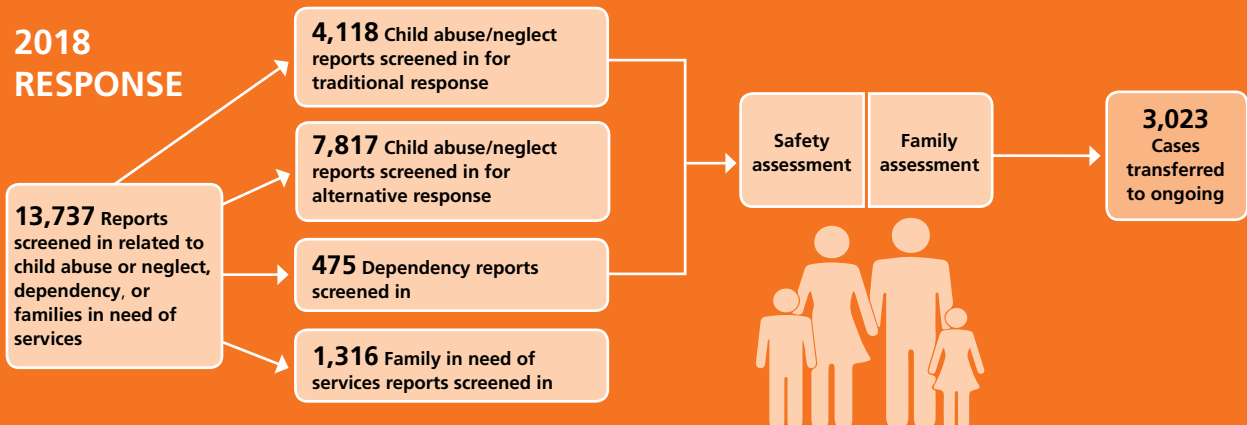
Youth aged out of care 152 183

Median # of days in custody before emancipation 574 530

Students received Chaffee ETV post-secondary education grants 47 39

Emancipated youth enrolled in Medicaid 885 837

2018 RESPONSE

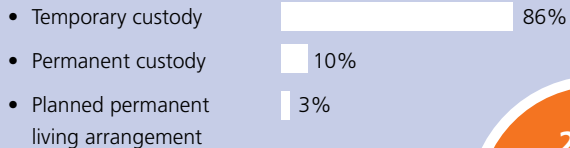


TYPES OF REPORTS

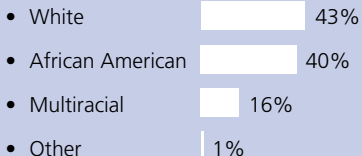
Physical abuse	5,898	43%
Neglect	2,734	20%
Sexual Abuse	1,349	10%
Emotional Maltreatment	140	1%
Multiple Allegations of Abuse/Neglect	1,500	11%
Family in Need of Services/Dependency/Other	2,116	15%
Total	13,737	100%

CHILDREN IN PCSA CUSTODY ON 7/1/2018

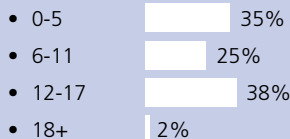
What type of custody?



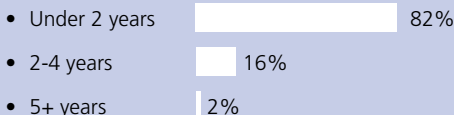
What Race?



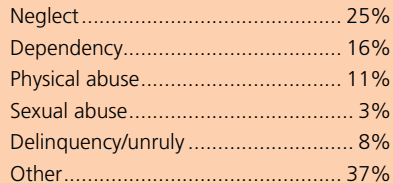
How old?



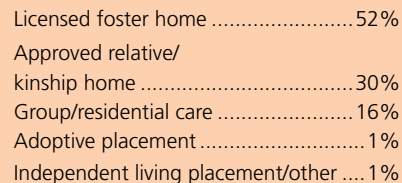
How long in custody?



Why removed from home?



Where are children placed?

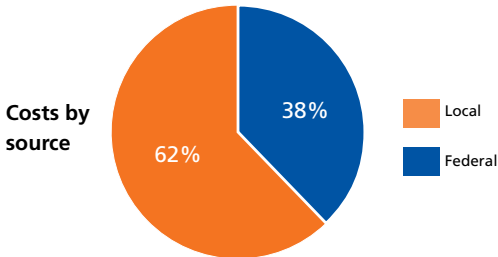


CONTACT INFORMATION

Franklin County Children Services
<https://childrenservices.franklincountyohio.gov/index.cfm>
 614-275-2650

PLACEMENT COSTS

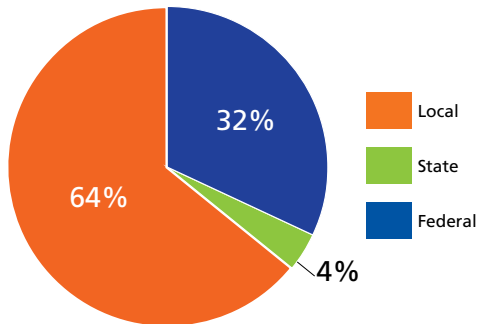
Total \$85,266,186



Costs by placement type

Licensed foster home	\$40,565,700
Group/residential care	\$44,043,100
Independent living placement/other	\$657,386

2018 PUBLIC CHILDREN SERVICES SPENDING



Total	\$211,701,417
Federal	\$68,071,873
State	\$8,260,676
Local	\$135,368,868

Of Ohio's 88 counties, Franklin County did maintain a children services levy in 2018.

ADOPTION ASSISTANCE AND SUBSIDIES

Total \$17,343,203

