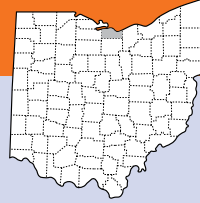


Erie



Population

74,817

- **Race:** White 86% • African American 8%
Multiracial 4% • Other 2%
- **Ethnicity:** Hispanic 4%

Child Population

15,314

Placement Rate

- Number of children in custody per 1,000 **10.6**

Per Capita Income

\$46,222

Poverty Rate

- All ages **13%**
- Children **19%**

Ohio Works First Child Only


- Children receiving child only benefit **468**
- Caregivers receive \$289/month for the first child and an increase for each additional sibling

Grandparents Raising Grandchildren

616

FAMILIES AND CHILDREN SERVED

2016 2018



Children placed out of home by the PCSA

179 162

JUVENILE COURT

2016 2018

Court timeliness

Cases pending beyond Supreme Court timeframes **20%** **13%**

Court custody

Children in custody of IV-E Juvenile Court **2** **0**

PERMANENCY

2016 2018

Children who gained permanency through

Reunification	48	39
Guardianship	8	1
Custody to relative	24	29
Adoption	6	9

Children waiting to be adopted **4** **3**

Children supported by Kinship Permanency Incentive Program **47** **55**

EMANCIPATED YOUTH

2016 2018

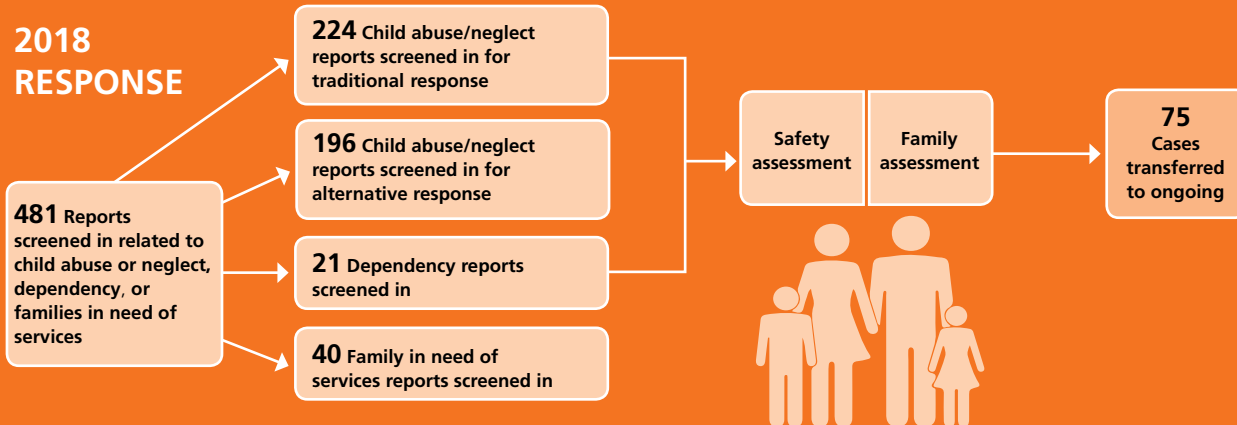
Youth aged out of care **6** **3**

Median # of days in custody before emancipation **809** **455**

Students received Chaffee ETV post-secondary education grants **1** **1**

Emancipated youth enrolled in Medicaid **31** **22**

2018 RESPONSE

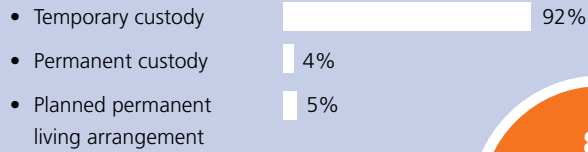


TYPES OF REPORTS

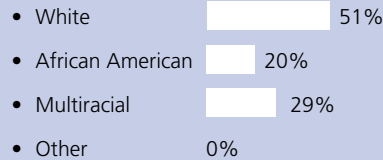
Physical abuse	59	12%
Neglect	230	48%
Sexual Abuse	64	13%
Emotional Maltreatment	4	1%
Multiple Allegations of Abuse/Neglect	52	11%
Family in Need of Services/Dependency/Other	72	15%
Total	481	100%

CHILDREN IN PCSA CUSTODY ON 7/1/2018

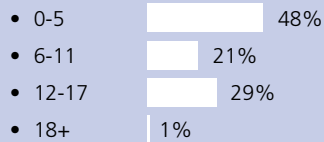
What type of custody?



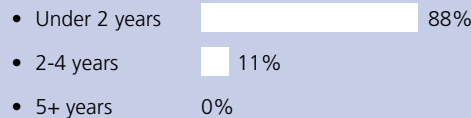
What Race?



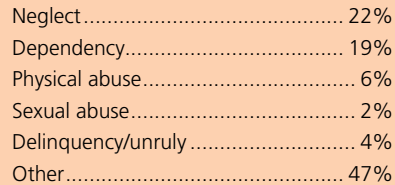
How old?



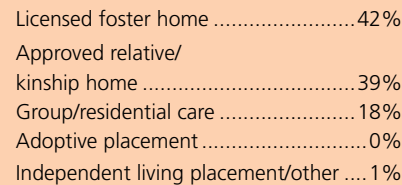
How long in custody?



Why removed from home?



Where are children placed?

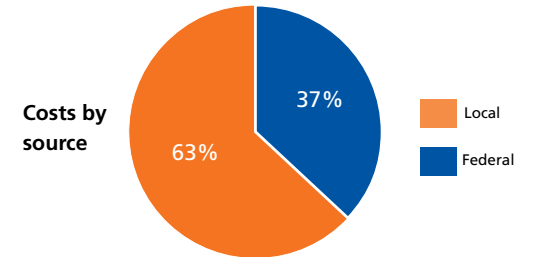


CONTACT INFORMATION

Erie County Job and Family Services
www.eriecountychildrensenservices.org
 419-626-6781

PLACEMENT COSTS

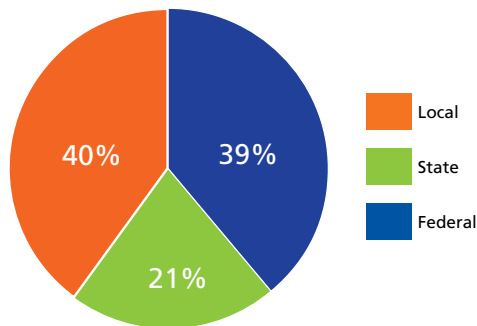
Total \$2,009,632



Costs by placement type

Licensed foster home	\$826,266
Group/residential care	\$1,153,964
Independent living placement/other	\$29,402

2018 PUBLIC CHILDREN SERVICES SPENDING



Total	\$3,825,399
Federal	\$1,493,199
State	\$790,308
Local	\$1,541,892

Of Ohio's 88 counties, Erie County did not maintain a children services levy in 2018.

ADOPTION ASSISTANCE AND SUBSIDIES

Total \$311,668

