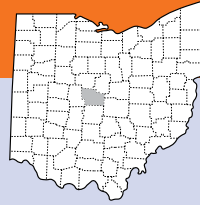


# Delaware



## Population

200,464

- **Race:** White 89% • African American 4%  
Multiracial 2% • Other 6%
- **Ethnicity:** Hispanic 2%

## Child Population

53,778

## Placement Rate

- Number of children in custody per 1,000 **1.2**

## Per Capita Income

\$66,532

## Poverty Rate

- All ages **5%**
- Children **5%**

## Ohio Works First Child Only

- Children receiving child only benefit **363**
- Caregivers receive \$289/month for the first child and an increase for each additional sibling

## Grandparents Raising Grandchildren

798

## FAMILIES AND CHILDREN SERVED

2016 2018



Children placed out of home by the PCSA

64 63

## JUVENILE COURT

2016 2018

### Court timeliness

Cases pending beyond Supreme Court timeframes 0% 0%

## PERMANENCY

2016 2018

Children who gained permanency through

Reunification	7	11
Guardianship	6	0
Custody to relative	16	6
Adoption	5	3

Children waiting to be adopted 5 7

Children supported by Kinship Permanency Incentive Program 32 49

## EMANCIPATED YOUTH

2016 2018

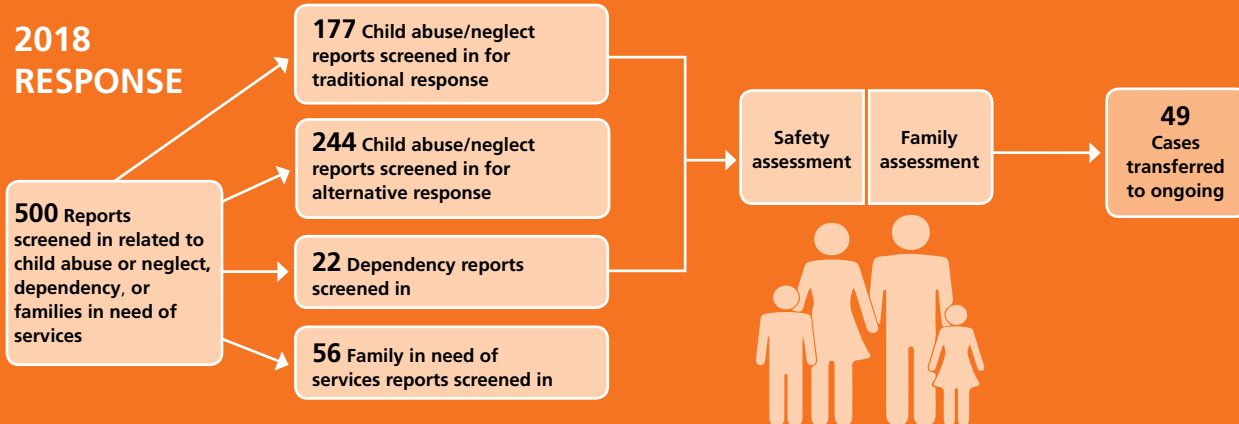
Youth aged out of care 3 3

Median # of days in custody before emancipation 542 188

Students received Chaffee ETV post-secondary education grants 4 2

Emancipated youth enrolled in Medicaid 20 20

## 2018 RESPONSE

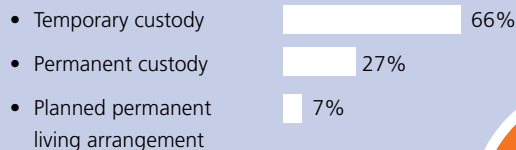


## TYPES OF REPORTS

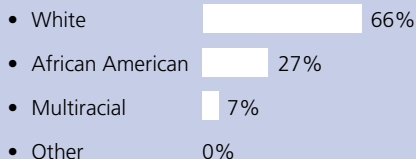
Physical abuse	136	27%
Neglect	129	26%
Sexual Abuse	60	12%
Emotional Maltreatment	2	0%
Multiple Allegations of Abuse/Neglect	85	17%
Family in Need of Services/Dependency/Other	88	18%
<b>Total</b>	<b>500</b>	<b>100%</b>

## CHILDREN IN PCSA CUSTODY ON 7/1/2018

### What type of custody?




### What Race?



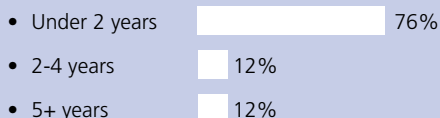
41

Children in Custody

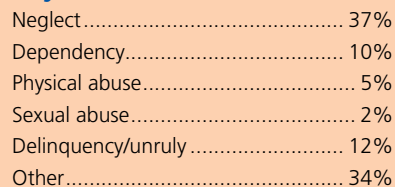
### How old?



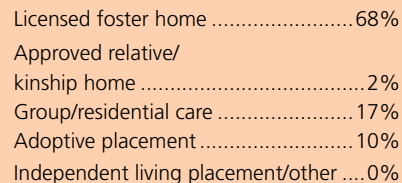
### How long in custody?



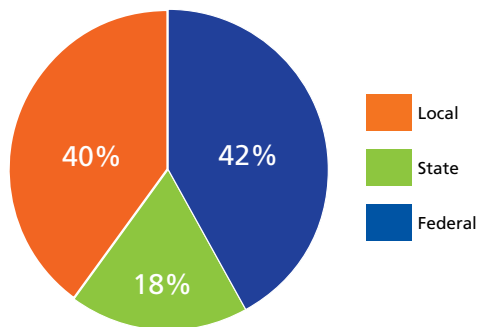
### Why removed from home?



### Where are children placed?



## 2018 PUBLIC CHILDREN SERVICES SPENDING



<b>Total</b>	<b>\$2,970,893</b>
<b>Federal</b>	<b>\$1,245,417</b>
<b>State</b>	<b>\$527,286</b>
<b>Local</b>	<b>\$1,198,190</b>

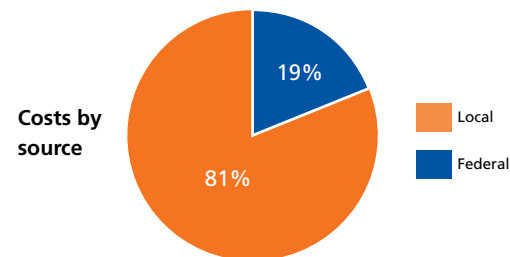
Of Ohio's 88 counties, Delaware County did not maintain a children services levy in 2018.

## CONTACT INFORMATION

Delaware County Job and Family Services  
<https://jfs.co.delaware.oh.us/allservices/>  
 740-833-2300

## PLACEMENT COSTS

Total \$965,823



### Costs by placement type

Licensed foster home	\$514,809
Group/residential care	\$450,814
Independent living placement/other	\$200

## ADOPTION ASSISTANCE AND SUBSIDIES

Total \$204,987

