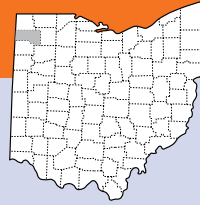


Defiance



Population **38,156**

• **Race:** White 92% • African American 2%
Multiracial 2% • Other 4%

• **Ethnicity:** Hispanic 10%

Child Population **8,751**

Placement Rate

• Number of children in custody per 1,000 **5.4**

Per Capita Income **\$37,687**

Poverty Rate

• All ages **14%**
• Children **20%**

Ohio Works First Child Only

• Children receiving child only benefit* **205**


• Caregivers receive \$289/month for the first child and an increase for each additional sibling

Grandparents Raising Grandchildren **382**

*Total is for Defiance/Paulding Consolidated DJFS.

FAMILIES AND CHILDREN SERVED

2016 2018



Children placed out of home by the PCSA **60** **47**

JUVENILE COURT

2016 2018

Court timeliness
Cases pending beyond Supreme Court timeframes **56%** **18%**

PERMANENCY

2016 2018

Children who gained permanency through

Reunification	15	10
Guardianship	0	4
Custody to relative	5	9
Adoption	3	12

Children waiting to be adopted **2** **1**

Children supported by Kinship Permanency Incentive Program **13** **7**

EMANCIPATED YOUTH

2016 2018

Youth aged out of care **2** **2**

Median # of days in custody before emancipation **571** **1,509**

Students received Chaffee ETV post-secondary education grants **0** **0**

Emancipated youth enrolled in Medicaid **4** **8**

2018 RESPONSE

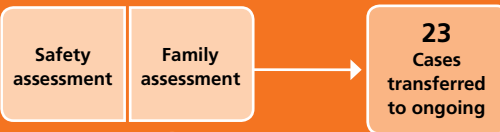
129 Reports screened in related to child abuse or neglect, dependency, or families in need of services

57 Child abuse/neglect reports screened in for traditional response

60 Child abuse/neglect reports screened in for alternative response

8 Dependency reports screened in

4 Family in need of services reports screened in




TYPES OF REPORTS


Physical abuse	46	36%
Neglect	34	26%
Sexual Abuse	19	15%
Emotional Maltreatment	1	1%
Multiple Allegations of Abuse/Neglect	14	11%
Family in Need of Services/Dependency/Other	15	12%
Total	129	100%

CHILDREN IN PCSA CUSTODY ON 7/1/2018

What type of custody?



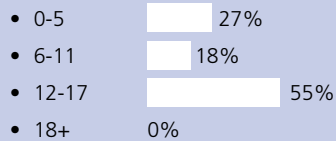
What Race?



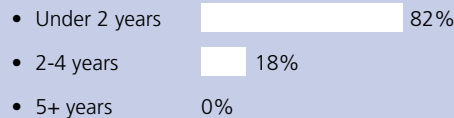
11

Children in Custody

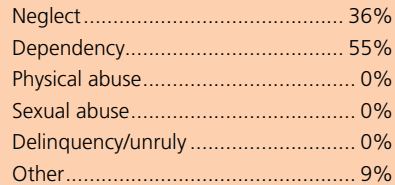
How old?



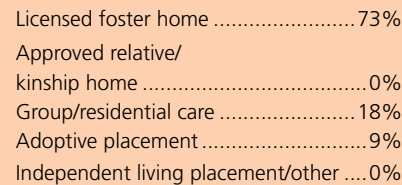
How long in custody?



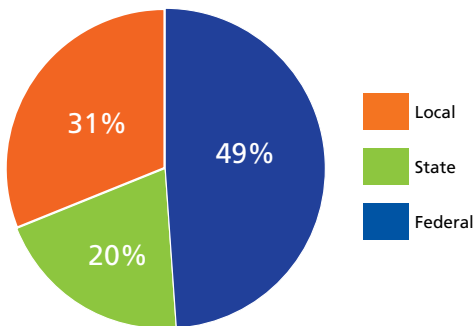
Why removed from home?



Where are children placed?



2018 PUBLIC CHILDREN SERVICES SPENDING



Total*	\$2,902,318
Federal	\$1,424,143
State	\$589,079
Local	\$889,096

*2018 Children Services Spending data are for Defiance/Paulding Consolidated DJFS, which includes Defiance and Paulding Counties.

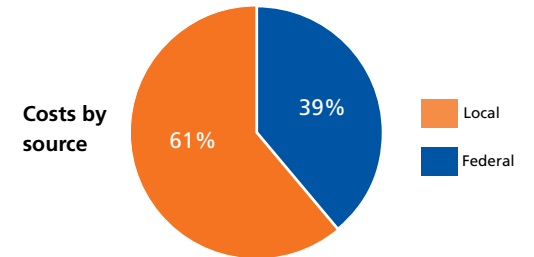
Of Ohio's 88 counties, Defiance County did not maintain a children services levy in 2018.

CONTACT INFORMATION

Defiance/Paulding Consolidated JFS
https://www.dcoffices.org/office/oh_43512_defiancepaulding-consolidated-job-and-family-services
 419-782-3881

PLACEMENT COSTS

Total \$627,007



Costs by placement type

Licensed foster home	\$347,302
Group/residential care	\$279,705
Independent living placement/other	\$0

ADOPTION ASSISTANCE AND SUBSIDIES

Total \$216,682

