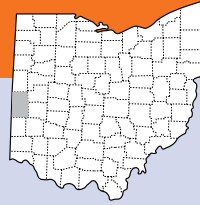


Darke



Population

51,536

- **Race:** White 98% • African American 1%
Multiracial 1% • Other 1%
- **Ethnicity:** Hispanic 1%

Child Population

12,084

Placement Rate

- Number of children in custody per 1,000 **3.2**

Per Capita Income

\$37,299

Poverty Rate

- All ages **12%**
- Children **18%**

Ohio Works First Child Only


- Children receiving child only benefit **154**
- Caregivers receive \$289/month for the first child and an increase for each additional sibling

Grandparents Raising Grandchildren

324

FAMILIES AND CHILDREN SERVED

2016 2018



Children placed out of home by the PCSA

59 39

JUVENILE COURT

2016 2018

Court timeliness

Cases pending beyond Supreme Court timeframes 27% 18%

PERMANENCY

2016 2018

Children who gained permanency through

Reunification	15	4
Guardianship	0	0
Custody to relative	6	4
Adoption	6	4

Children waiting to be adopted 5 2

Children supported by Kinship Permanency Incentive Program 16 18

EMANCIPATED YOUTH

2016 2018

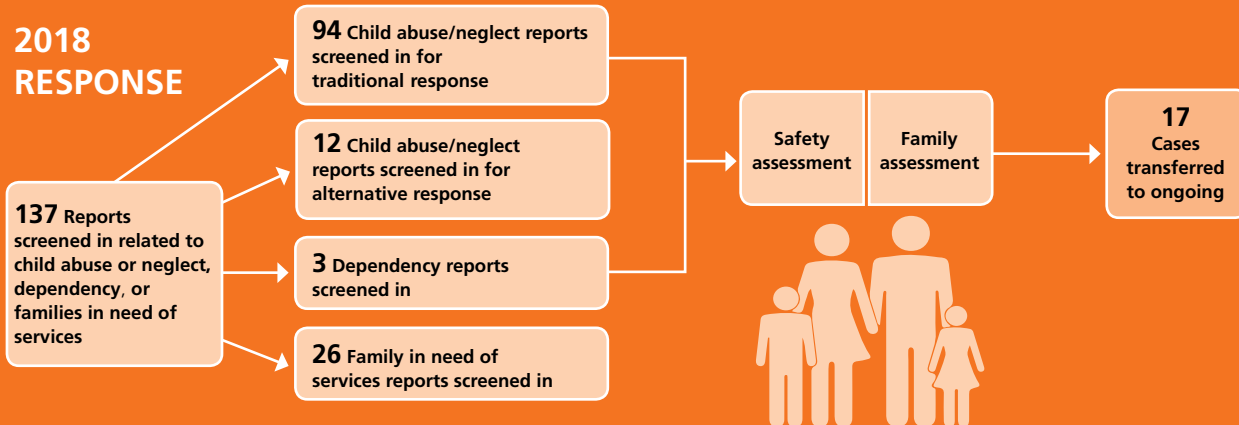
Youth aged out of care 2 2

Median # of days in custody before emancipation 1,874 838

Students received Chaffee ETV post-secondary education grants 1 0

Emancipated youth enrolled in Medicaid 9 11

2018 RESPONSE




TYPES OF REPORTS

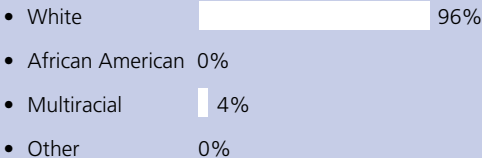
Physical abuse	49	36%
Neglect	15	11%
Sexual Abuse	37	27%
Emotional Maltreatment	1	1%
Multiple Allegations of Abuse/Neglect	2	1%
Family in Need of Services/Dependency/Other	33	24%
Total	137	100%

CHILDREN IN PCSA CUSTODY ON 7/1/2018

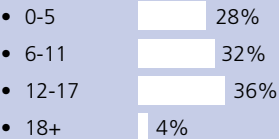
What type of custody?



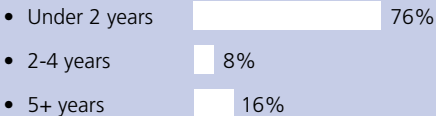
What Race?



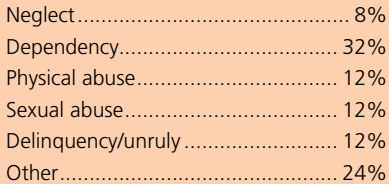
How old?



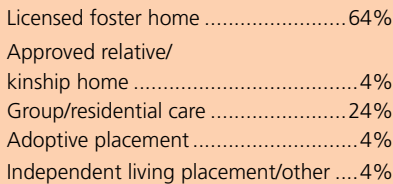
How long in custody?



Why removed from home?



Where are children placed?

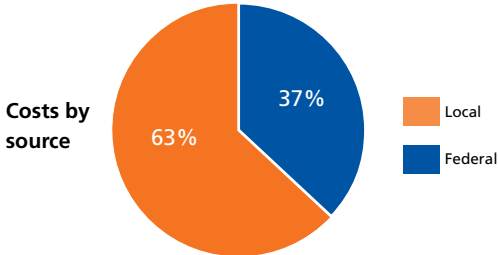


CONTACT INFORMATION

Darke County Job and Family Services
<http://mydarkecounty.com/services/state-agencies/>
937-548-3840

PLACEMENT COSTS

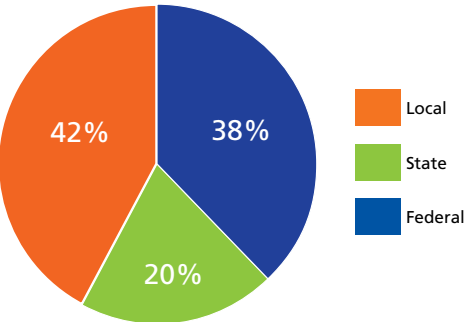
Total \$837,385



Costs by placement type

Licensed foster home	\$349,909
Group/residential care	\$487,021
Independent living placement/other	\$455

2018 PUBLIC CHILDREN SERVICES SPENDING



Total	\$2,189,603
Federal	\$834,797
State	\$434,619
Local	\$920,186

Of Ohio's 88 counties, Darke County did not maintain a children services levy in 2018.

ADOPTION ASSISTANCE AND SUBSIDIES

Total \$272,744

