

Cuyahoga



Population

1,248,514

- **Race:** White 63% • African American 30%
Multiracial 3% • Other 4%
- **Ethnicity:** Hispanic 5%

Child Population

260,986

Placement Rate

- Number of children in custody per 1,000 **13.5**

Per Capita Income

\$50,023

Poverty Rate

- All ages **19%**
- Children **27%**

Ohio Works First Child Only


- Children receiving child only benefit **10,080**
- Caregivers receive \$289/month for the first child and an increase for each additional sibling

Grandparents Raising Grandchildren

8,914

FAMILIES AND CHILDREN SERVED

2016 2018



Children placed out of home by the PCSA

2,779 3,526

JUVENILE COURT

2016 2018

Court timeliness

Cases pending beyond Supreme Court timeframes **22%** **28%**

Court custody

Children in custody of IV-E Juvenile Court **225** **133**

PERMANENCY

2016 2018

Children who gained permanency through

Reunification	468	652
Guardianship	14	22
Custody to relative	235	232
Adoption	130	132

Children waiting to be adopted **521** **433**

Children supported by Kinship Permanency Incentive Program **431** **550**

EMANCIPATED YOUTH

2016 2018

Youth aged out of care **150** **108**

Median # of days in custody before emancipation **1,503** **1,295**

Students received Chaffee ETV post-secondary education grants **104** **73**

Emancipated youth enrolled in Medicaid **833** **904**

2018 RESPONSE

14,896 Reports screened in related to child abuse or neglect, dependency, or families in need of services

9,477 Child abuse/neglect reports screened in for traditional response

3,683 Child abuse/neglect reports screened in for alternative response

977 Dependency reports screened in

698 Family in need of services reports screened in

Safety assessment Family assessment

2,692 Cases transferred to ongoing




TYPES OF REPORTS

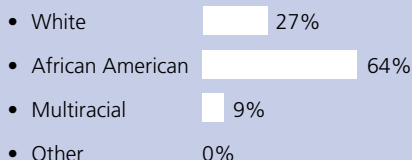
Physical abuse	4,644	31%
Neglect	3,791	25%
Sexual Abuse	1,222	8%
Emotional Maltreatment	4	0%
Multiple Allegations of Abuse/Neglect	3,246	22%
Family in Need of Services/Dependency/Other	1,989	13%
Total	14,896	100%

CHILDREN IN PCSA CUSTODY ON 7/1/2018

What type of custody?



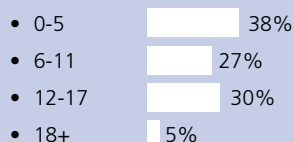
What Race?



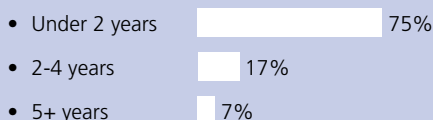
2,401

Children in Custody

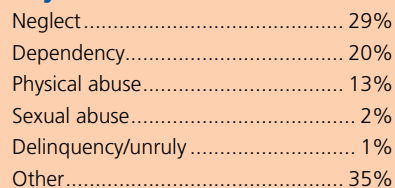
How old?



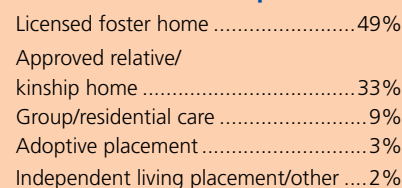
How long in custody?



Why removed from home?



Where are children placed?

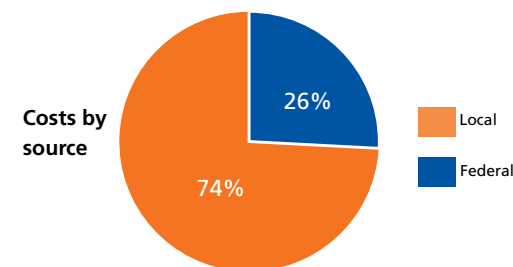


CONTACT INFORMATION

Cuyahoga County Division of Children and Family Services
<http://www.cfs.cuyahogacounty.us>
 216-431-4500

PLACEMENT COSTS

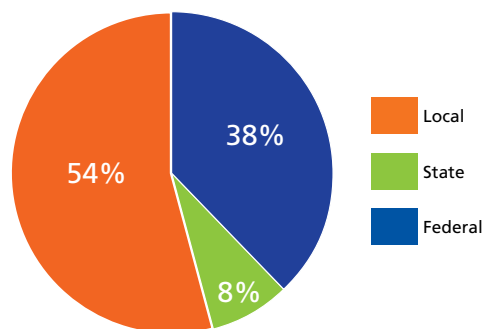
Total \$48,688,442



Costs by placement type

Licensed foster home	\$30,983,586
Group/residential care	\$16,282,753
Independent living placement/other	\$1,422,103

2018 PUBLIC CHILDREN SERVICES SPENDING



Total	\$139,102,247
Federal	\$52,968,105
State	\$11,149,335
Local	\$74,984,807

Of Ohio's 88 counties, Cuyahoga County did maintain a children services levy in 2018.

ADOPTION ASSISTANCE AND SUBSIDIES

Total \$18,959,395

